

RELEASE 183/2025

Release date: 26 December 2025

## Crime indicators

**2024**

Crime and Criminal Justice Statistics (Crime Indicators) are the result of annual data collection for Eurostat/UNODC (UN-CTS questionnaire), for all phases of the criminal justice system, police – prosecutors' offices – courts – prisons, using the International Classification of Crime for Statistical Purposes (ICCS).

The Statistical Office is publishing a release on crime indicators for the second time, although crime data have been collected for Eurostat/UNODC for many years.

The statistical data presented in this release relate to: recorded crimes, persons brought into formal contact with the police, persons prosecuted, persons convicted, as well as persons held in prison.

In 2024, the total number of offences reported to the police was 5 087, while the number of persons brought into formal contact with the police was 4 802.

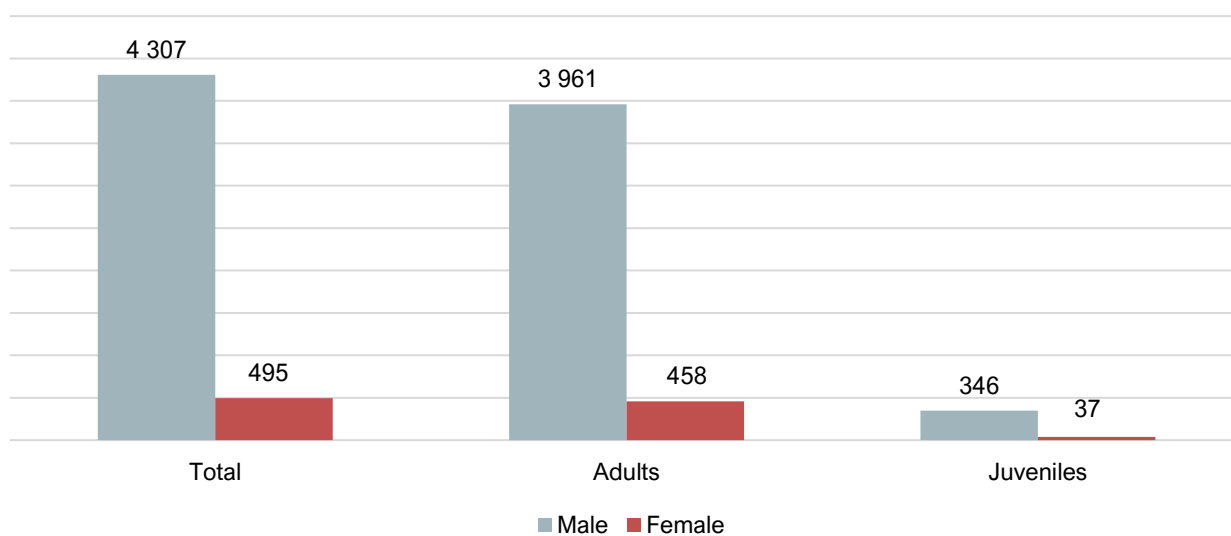
**Table 1.** Recorded crimes and number of persons brought into formal contact with the police, in line with the International Classification of Crimes for Statistical Purposes (ICCS), 2024

The process of the criminal justice system - ICCS classification, level 1		
	Total number of crimes	Persons brought into formal contact with the police
Acts leading to death or intending to cause death (01)	53	63
Acts causing harm or intending to cause harm to the person (02)	316	359
Injurious acts of a sexual nature (03)	70	65
Acts against property involving violence or threat against a person (04)	44	50
Acts against property only (05)	907	697
Acts involving controlled drugs or other psychoactive substances (06)	296	311
Acts involving fraud, deception or corruption (07)	341	324
Acts against public order, authority and provisions of the State (08)	376	483
Acts against public safety and state security (09)	348	331
Acts against the natural environment (10)	172	176
Other criminal acts not else-where classified (11)	2 164	1 943

**Table 2.** Number of offences - ICCS classification (level 2 and 3)

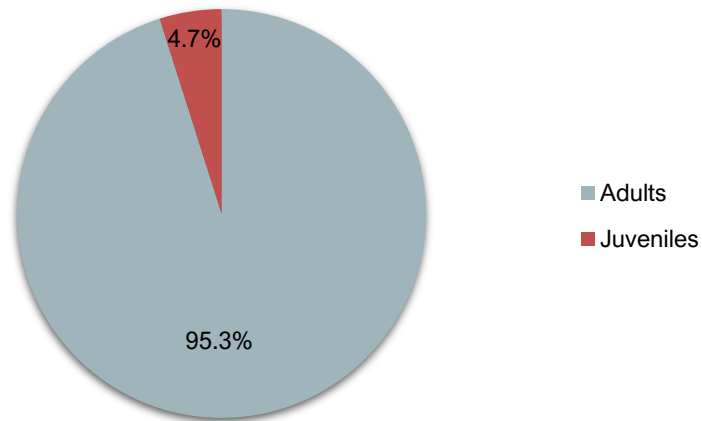
Criminal offences	2024
<b>Intentional homicide</b>	
Intentional homicide (0101)	12
Attempted intentional homicide (0102)	41
<b>Violent Crimes</b>	
Serious assault (020111)	162
Rape (03011)	27
Sexual assault (03012)	22
Robbery (0401)	32
<b>Other crimes</b>	
Burglary (0501)	319
Theft (0502)	360
Unlawful possession, purchase, use, cultivation or production of controlled drugs for personal consumption (06011)	70
Unlawful trafficking, cultivation or production of controlled drugs or precursors not for personal consumption (06012)	226
Corruption (0703)	141
Smuggling of migrants offences (08051)	26
Trafficking of weapons and explosives (09012)	245
Other	3 404
<b>Total</b>	<b>5 087</b>

**Graph 1.** Number of adult and juvenile persons brought into formal contact with the police, 2024



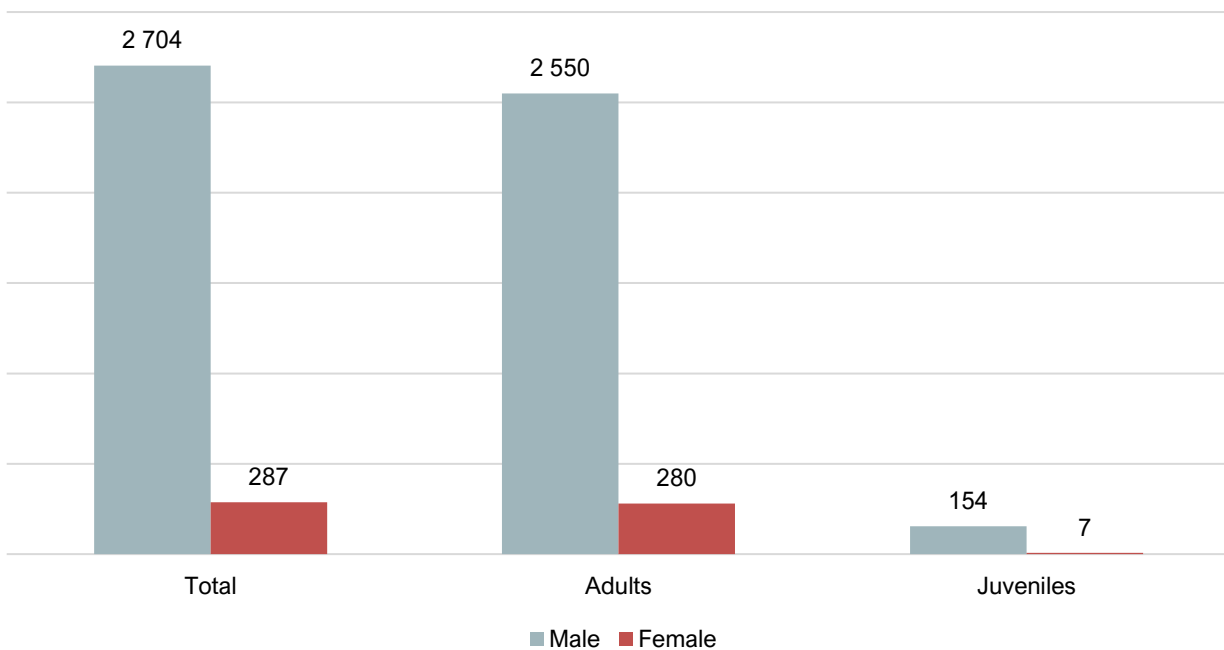
The total number of persons brought into formal contact with the police in 2024 is 4 802. The majority of persons are men with 89.7% or 4 307, while women are present with 10.3% in the total number of persons brought into formal contact with the police, i.e. 495.

**Graph 2.** Prosecuted adult and juvenile perpetrators of crime, 2024

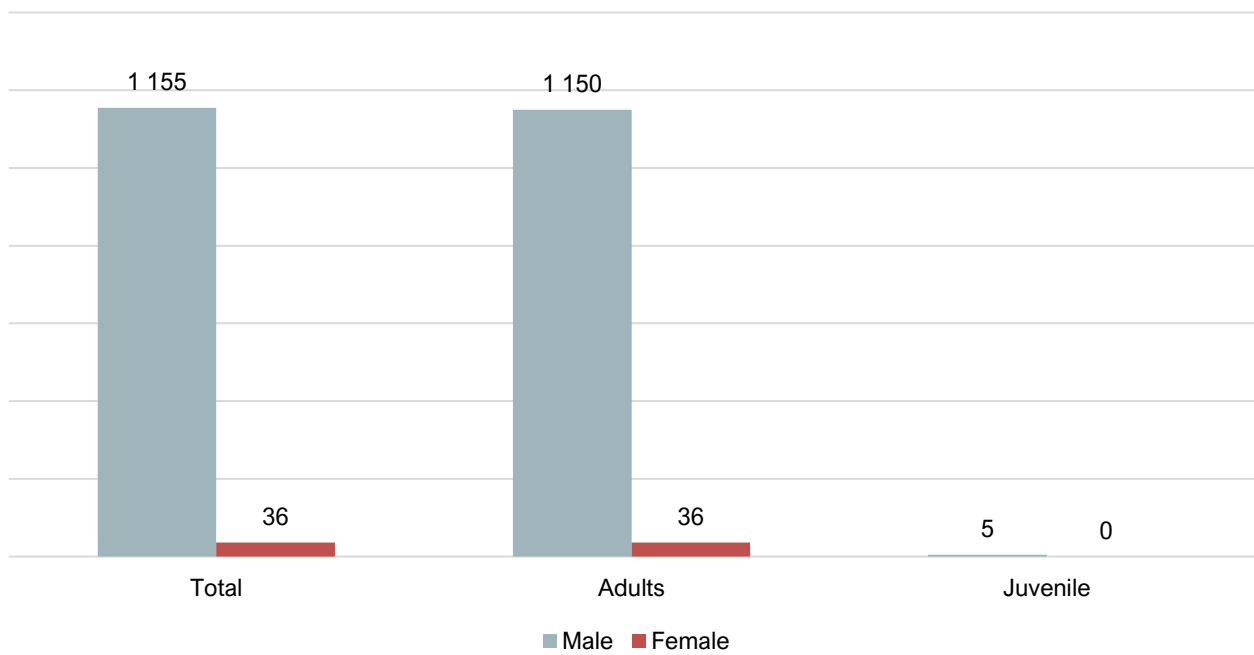


The total number of prosecuted persons in 2024 is 10 650. Out of that number, adult perpetrators represent 95.3% or 10 152, while juvenile perpetrators represent 4.7% out of the total number of prosecuted persons, i.e. 498.

**Graph 3.** Convicted adult and juvenile perpetrators of crime, 2024



The total number of convicted persons in 2024 is 2 991. The majority of convicted persons are men with 90.4% or 2 704, while women represent 9.6% of the total number of convicted persons, i.e. 287.

**Graph 4.** Persons in prison (adults and juveniles), 2024

The majority of the persons in prison are men, and they make up 97.0% of the total number of prisoners.

## METHODOLOGICAL NOTES

Crime and criminal justice statistics are the result of annual data collection for Eurostat/UNODC (UN-CTS questionnaire), based on administrative sources, in accordance with Eurostat/UNODC guidelines. Data sources are: Police Directorate, Prosecutor's Council, Secretariat of the Judicial Council, and Directorate for Execution of Criminal Sanctions. Statistical Office of Montenegro - MONSTAT consolidates the data of the competent institutions and forwards them to Eurostat via the Edamis program platform, within the deadline set by Eurostat. There are no defined EU regulations for crime statistics, but, according to the Compendium, there is a Gentlemen's Agreement reached within the Working Group on Crime Statistics and Criminal Justice, that is Eurostat's annual requests for crime data (UN-CTS questionnaire).

The classification of criminal offenses is carried out according to the International Classification of Crimes for Statistical Purposes (ICCS), which was issued by the United Nations Office on Drugs and Crime - UNODC. ICCS, as an international statistical standard for data collection, represents a hierarchical framework that systematically groups and organizes criminal acts.

The application of the International Classification of Crimes for Statistical Purposes (ICCS), and the mapping of national crimes (Criminal Code of Montenegro) according to ICCS is very important for the purpose of reporting to international institutions on crime statistics aligned with the ICCS classification. Applying the classification ensures international comparability of statistical data on crime.

Correspondence table, where it is precisely defined which article of the Criminal Code is assigned to which ICCS category, can be found at the following link, <https://www.monstat.org/eng/page.php?id=1788&pageid=109>

### Definitions

#### Recorded criminal acts

Statistics on recorded criminal offences give a comprehensive view of the cases inflow to the police during one year. It shows the number of offences that have been reported and recorded as criminal offences by the police.

#### Persons in formal contact with the police

Persons suspected, arrested or cautioned for a criminal offence. Data on suspected persons refer to persons whom the police suspect of having committed a criminal offense. One perpetrator may be present in several criminal acts.

The source of data for recorded criminal acts and persons in contact with the police is the Police Directorate.

#### Prosecuted persons

Alleged perpetrators against whom prosecution commenced in the reporting year. All persons for which prosecution starts should be counted, irrespective of the case-ending decision. The source of the data is the Prosecutor's Council - Report on the work of the Prosecutor's Council and the State Prosecutor's Office for 2024.

#### Convicted persons

Persons found guilty by any legal body authorized to pronounce a conviction under national criminal law.

The source of data for convicted persons is the Secretariat of the Judicial Council.

#### Persons in prison

Persons held in prisons on 31 December of the reference year.

The data source for persons in prison is the Directorate for Execution of Criminal Sanctions.

Data provided by the police, prosecutors' offices and courts on persons in the criminal justice system should reflect the number of individual offenders counted throughout the reference year. Data on persons held in prisons should reflect the situation of persons held as of December 31 of the reference year.

**Adult perpetrators** of a crime are those persons who were 18 or over at the time of committing criminal acts.

**Juvenile perpetrators** of a crime are persons who reached the age of 14 but not yet 18 at the time of committing the crime.

When using the data, state: "Data source: Statistical Office of Montenegro - MONSTAT"

Prepared by: Jovana ZIVKOVIC

Department: Education, Culture and Justice Statistics Department  
contact@monstat.org

Contact for media:  
mediji@monstat.org ✉

@monstat\_me 🐦

MONSTAT – Statistical Office of Montenegro in