

RELEASE 41/2026

Release date:
2 April 2026

Primary education

- *Primary schools and resource centers* -

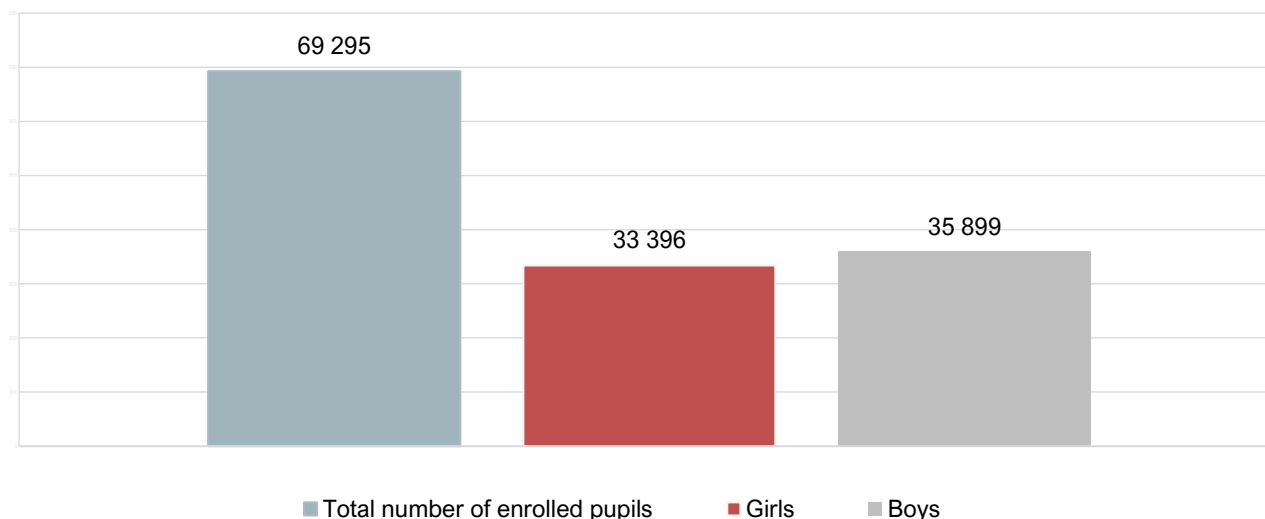
Beginning of school year 2025/2026

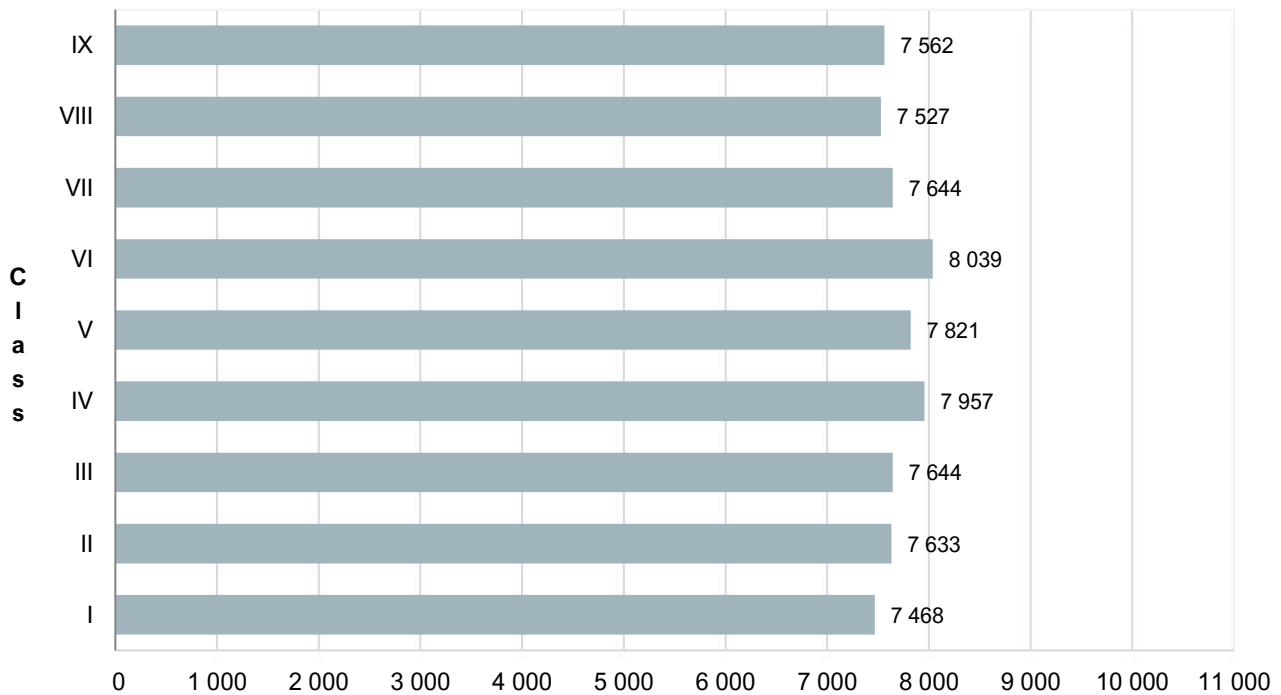
Data in release are related to the number of departments, pupils, and teachers (by gender, class, and municipality), in primary schools and resource centres, at the beginning of school year 2025/2026.

The number of pupils who enrolled primary education in primary schools, at the beginning of school year 2025/2026 is 69 295, and in resource centres 153 pupils.

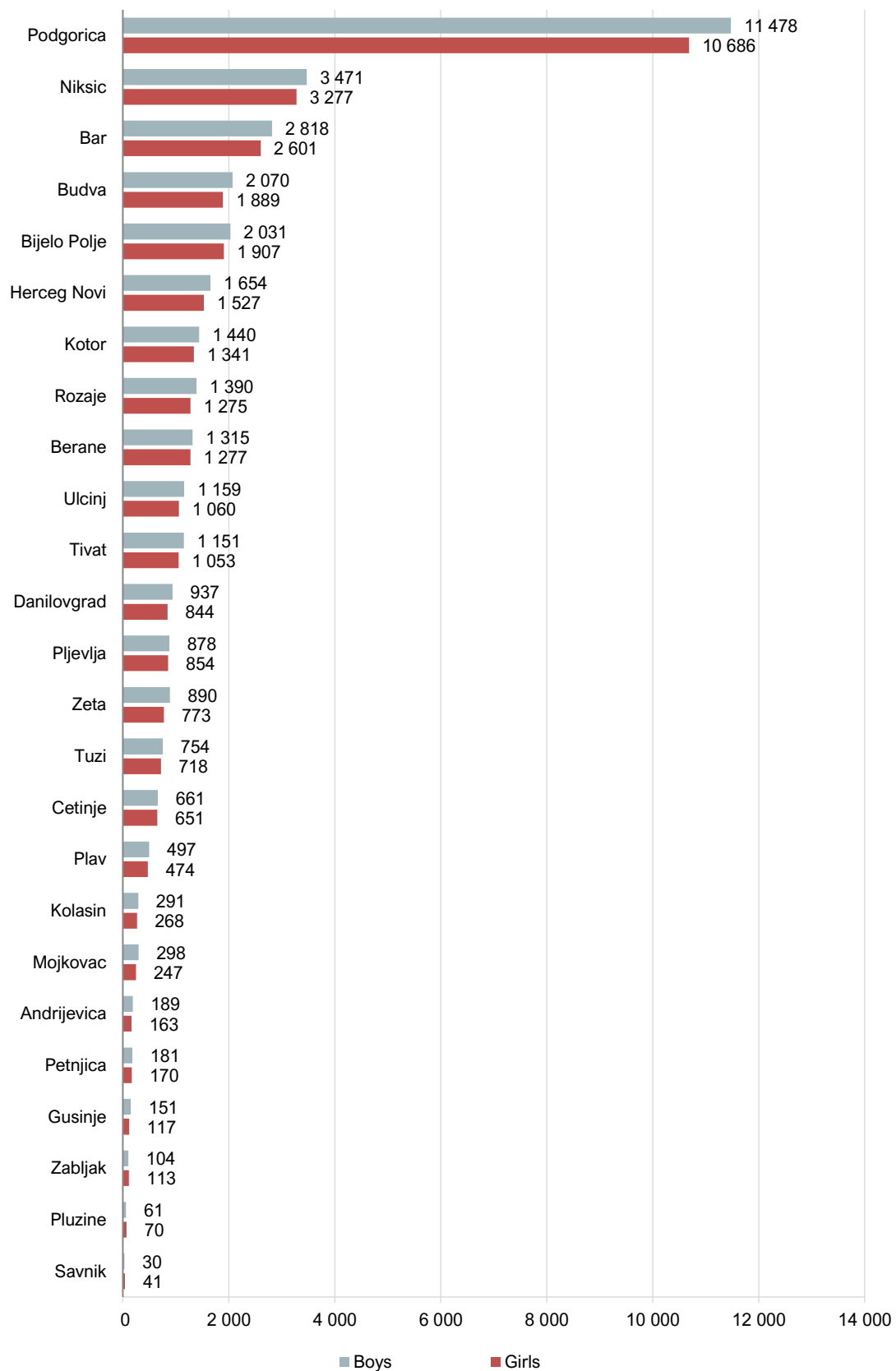
Of the total number of pupils who enrolled primary school (69 295), 48.2 % or 33 396 are girls, and 51.8% or 35 899 are boys.

Graph 1. Pupils who enrolled primary education in primary schools, beginning of school year 2025/2026



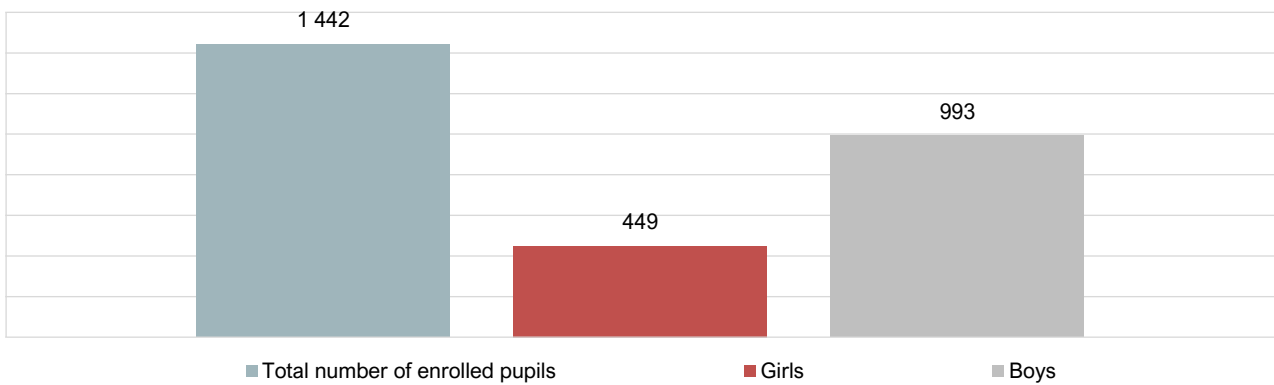
Graph 2. Pupils in primary schools by classes, beginning of school year 2025/2026

- Number of students enrolled in the first grade of primary school is 7 468, 48% or 3 581 are girls and 52% or 3 887 are boys. The number of students enrolled in the ninth grade is 7 562, of which 47.9% or 3 620 are girls and 52.1% or 3 942 are boys.
- Number of departments in primary schools in Montenegro is 3 812. Ratio of the departments and pupils in regular primary education is 1:18; and ratio of the number of teachers and pupils 1:13.
- Gender structure of teaching staff shows that 80.8% or 4 392 are women, and 19.2% or of 044 are men.

Graph 3. Pupils in primary schools by gender and municipalities, beginning of school year 2025/2026

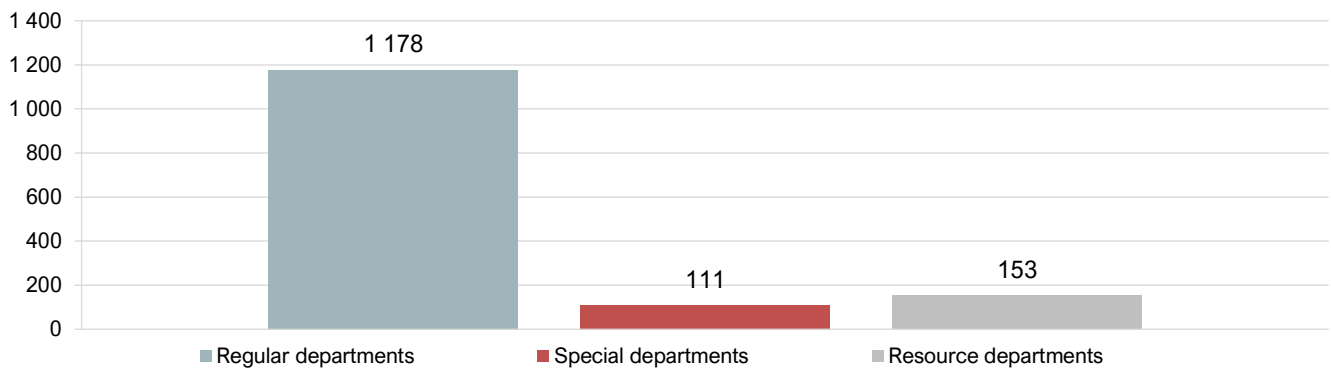
- Most students attend elementary school in Podgorica municipality 22 164, of which 48.2% or 10 686 are girls and 51.8% or 11 478 are boys, while in Savnik municipality is the smallest number of students 71, of which 57.7% or 41 are girls, and 42.3% or 30 are boys.

Graph 4. Pupils with special educational needs who enrolled primary education, beginning of school year 2025/2026



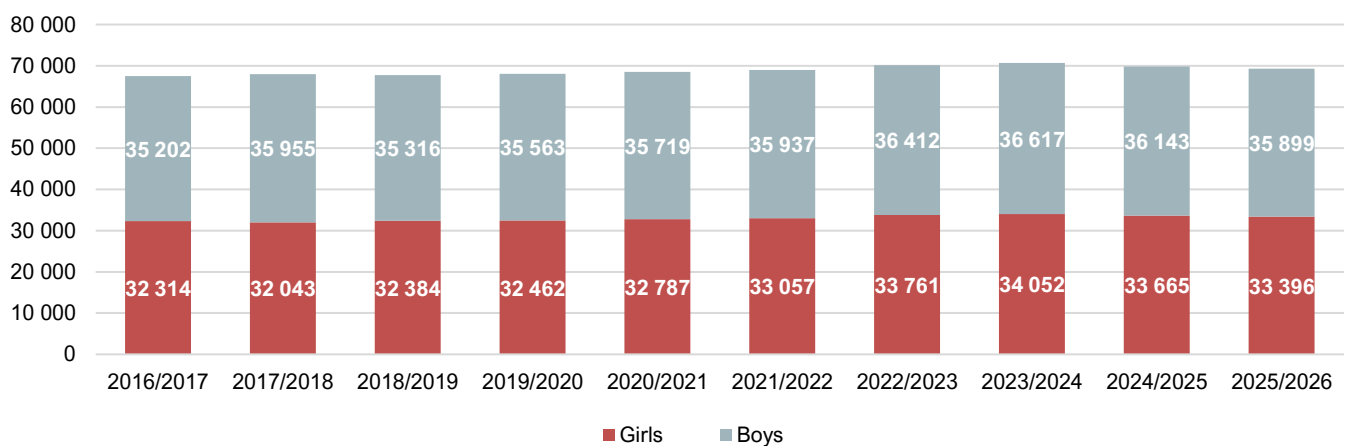
- Primary education pupils with special educational needs (in regular and special departments) and resource centres enrolled 1 442 pupils. Of that number, the girls are 449 (31.1%), while boys 993 (68.9%).

Graph 5. Pupils with special educational needs in regular and special departments elementary schools and resource centers, beginning of school year 2025/2026



- 1 178 pupils with special educational needs enrolled primary education in regular departments of primary schools, 111 in special departments of primary schools, while 153 primary education enrolled in the resource centers.

Graph 6. Total number of students who enrolled in primary education in regular primary schools



METHODOLOGICAL NOTES

The data on primary education in this release refer to the beginning of school year 2025/2026, and they are results of statistical processing of the Ministry of Education, Science and Innovation (MEIS).

The statistical survey covered all primary schools, regardless they are central primary schools or separate departments and resource centres that work in accordance with the program of the competent Ministry.

School year is a period within which the regular classes are given and other types of educational work. School in the education statistics is a group of pupils organized in one school unit, with one or more teachers giving classes of certain type by defined program of instruction, regardless the school is independent, regional department or department in other type of school. School is also considered a territorially separate unit in the composition of primary school.

Department is a group of pupils instructed in the same time and in the same premise during a school year by a teacher or several teachers in a successive manner.

Class is level of education under which pupils obtain a certain scope of knowledge in a certain time period, during one school year, and in accordance with the program of instruction and program of appropriate School.

Children with special educational needs: children with physical, mental and sensor difficulties behaviour disturbance; severe chronically diseases; emotional disturbances; combined difficulties; long time ill children and other children having difficulties in studying who need education according to educational program with adjusted teaching performance and additional professional assistance or special educational program.

When using the data, state: "Data source: Statistical Office of Montenegro - MONSTAT"

More information, as well as detailed methodological explanations can be found in the section: [Primary education](#)