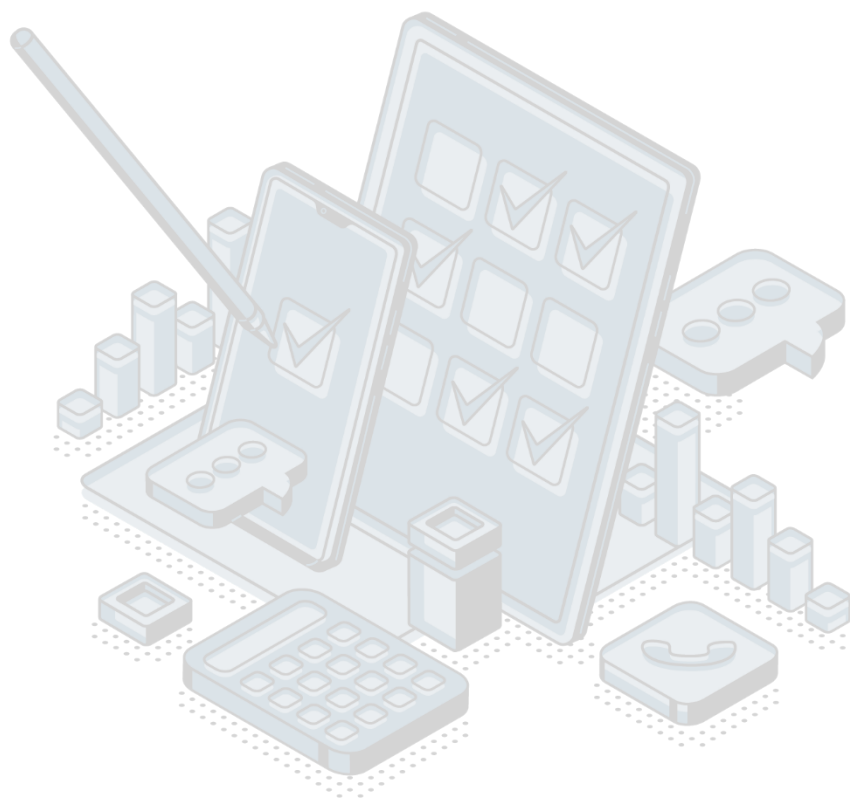


## QUALITY REPORT

### Pre-primary education 2025



**Responsible person:** Radule Lainovic

**Department:** Department of education, culture and justice

**Table of contents:**

<b>1. Introduction – Basic information on survey .....</b>	<b>3</b>
1.1 Purpose, goal, and subject of survey .....	3
1.2 Legal basis .....	3
1.3 Statistical units.....	3
1.4 Coverage and scope of survey .....	3
1.4.1 Sectors .....	3
1.4.2 Statistical population .....	3
1.5 Reference geographical area .....	3
1.6 Concepts and definitions .....	3
1.7 Classifications .....	4
1.8 Frequency of data collection .....	4
1.9 Dynamics of data collection.....	4
1.10 Methodology.....	4
1.11 Base period.....	4
1.12 Unit of measure.....	4
1.13 Data source.....	4
1.14 Method of data collection .....	4
<b>2. Relevance – data users .....</b>	<b>4</b>
2.1 User needs.....	4
2.2 User satisfaction.....	5
<b>3. Accuracy and reliability .....</b>	<b>5</b>
3.1 Accuracy – overall.....	5
3.2 Sampling error.....	5
Sampling error indicators.....	5
3.3 Non-sampling error.....	5
3.3.1 Coverage error.....	5
3.3.2 Measurement error .....	5
3.3.3 Non-response error.....	5
<b>4. Timeliness and punctuality .....</b>	<b>6</b>
4.1 Timeliness .....	6
Time lag of preliminary results.....	6
Time lag of final data .....	6
4.2 Punctuality.....	6
<b>5. Availability and clarity .....</b>	<b>6</b>
5.1 Statistical Release Calendar .....	6
5.2 Access to Statistical Release Calendar.....	6
5.3 Releases .....	6
5.4 Publications.....	6
5.5 Online database .....	7
5.6 Access to microdata .....	7
5.7 Metadata occupancy .....	7
<b>6. Comparability .....</b>	<b>7</b>
6.1 Spatial comparability .....	7
6.2 Time comparability.....	7
Time comparability indicator.....	7

## 1. Introduction – Basic information on survey

### 1.1 Purpose, goal, and subject of survey

The purpose of the statistics of pre-primary education is to provide data on the condition; structure of the development of kindergartens; structure and movement of children and educators; results of education; and factors influencing them.

### 1.2 Legal basis

The Law on Official Statistics and Official Statistical System (“Official Gazette of Montenegro “No 18/12, 47/19 and 23/25) defines provisions for collection, processing, and dissemination of data. The Law provides to the Statistical Office legal powers to collect and access the data necessary for the implementation of Programme and Annual Plan. The Law gives a priority to the use of administrative data and right of access to individual data that are a result of survey of other official statistical producers.

### 1.3 Statistical units

Pre-primary units (state and private).

### 1.4 Coverage and scope of survey

#### 1.4.1 Sectors

Education.

#### 1.4.2 Statistical population

Children, educators.

### 1.5 Reference geographical area

Montenegro.

### 1.6 Concepts and definitions

The statistics of pre-primary education collects, processes, and publishes data on the number and capacity of preschool institutions, number of educational groups, number of children in total and gender, age, according to the length of stay, and number of employees who implement programs of preschool education and upbringing. Pre-primary education and education form a part of a unique educational system. Pre-primary education and provide education and education of children, takes care of children and provides assistance to parents in improving the quality of life of families and children. Pre-primary education and education includes children until they enter elementary school. Pre-primary education and education depending on the age of the child, are done in nurseries and kindergartens.

Children under three years of age live in the nursery, and in kindergartens, children from three years of age to their primary school.

**Education programme** is the most widely defined programme orientation for the performance of educational work.

**Educational group** is the composition of children structured by age, pedagogical norms and numbers.

**Educational unit** is a part of a pre-primary institution outside the headquarters of an institution that includes one or more educational groups.

**Publicly available programme** means a programme that is issued or approved by a competent state authority.

**Private institutions** are institutions of pre-primary education and education established by a legal or natural person.

**Private educator** is a teacher of pre-primary education engaged in the need to implement basic program requirements with a child in the family.

**Children from the most vulnerable groups of the population** are: children with disabilities and developmental difficulties, children with difficulties caused by social, linguistic and cultural obstacles.

### 1.7 Classifications

International Standard Classification of Education (ISCED 2011).

### 1.8 Frequency of data collection

Annual frequency of data collection.

### 1.9 Dynamics of data collection

Annual dynamics - final data.

### 1.10 Methodology

Methodological guide for pre-primary education is available at the website of Statistical Office, link: <https://www.monstat.org/eng/page.php?id=187&pageid=75>

### 1.11 Base period

Not relevant.

### 1.12 Unit of measure

Number of children, number of educators and number of pre-primary institutions.

### 1.13 Data source

Administrative data of the Ministry of Education, Science and Innovation.





### 1.14 Method of data collection

Administrative data.

## 2. Relevance – data users

### 2.1 User needs

International users:

-  Eurostat;
-  World Bank;
-  UN organisations;
-  International Monetary Fund (IMF).

National users:

- ✚ Ministries and other public administration bodies;
- ✚ Local governments and other local government bodies;
- ✚ Central Bank;
- ✚ Non-governmental organizations;
- ✚ Students;
- ✚ Researchers;
- ✚ Media.

## 2.2 User satisfaction

The Statistical Office has adopted the Quality Management Strategy, the Guide for the Implementation of the Quality Management Strategy, as well as the Implementation Plan for the Implementation of the Quality Policy. In order to measure the degree to which it fulfils its obligations towards users and as part of the new quality policy, the Directorate for Statistics conducted a survey on user satisfaction.

The results of the research are available on the website of the Statistical Office, link:

<https://www.monstat.org/eng/page.php?id=1502&pageid=1>

## 3. Accuracy and reliability

### 3.1 Accuracy – overall

Administrative data of the Ministry of Education, Science and Innovation. The accuracy of the data is high.

### 3.2 Sampling error

Not relevant.

#### Sampling error indicators

Not relevant.

### 3.3 Non-sampling error

Not relevant.

#### 3.3.1 Coverage error

The Statistical Office has adopted 'Revision policy' and it is available on the website:

<https://www.monstat.org/eng/page.php?id=1411&pageid=3>

#### 3.3.2 Measurement error

In this survey, regular revisions are applied, because the Annual Plan foresees the final publication of the data. There were no unplanned revisions.

#### 3.3.3 Non-response error

Not relevant.

## 4. Timeliness and punctuality

### 4.1 Timeliness

The data are published in accordance with the Annual Plan of Official Statistics for 2026 and the Calendar of Publication of Statistical Data of the Statistical Office for 2026. A release for pre-primary education was published 12<sup>th</sup> February 2026.

#### Time lag of preliminary results

Not relevant.

#### Time lag of final data

The data is published as final. The final data are published no later than T+150 of the school year. The final data are published in the Release.

### 4.2 Punctuality

The data are published on the date provided for in the Annual Plan and the Statistical Data Publication Calendar. There is no difference between the planned and actual announcement.

## 5. Availability and clarity

### 5.1 Statistical Release Calendar

The Law on Official Statistics and the System of Official Statistics ("Official Gazette of Montenegro" No 18/12,47/19 and 23/25) prescribes that the producers of official statistics prepare, update and publish the Calendar of publication of statistical data.

It is published on the website of the Administration for Statistics no later than December 20 for the following year, for all producers of official statistics, which includes the dates of publication of statistical data.

Any change in the publication date in the Calendar is announced in advance in accordance with the Procedure on unplanned revisions.

### 5.2 Access to Statistical Release Calendar

The Statistical Release Calendar is available at the following link: [Release Calendar](#)




### 5.3 Releases

Releases are published once a year and available is on the following link:

<https://www.monstat.org/eng/page.php?id=293&pageid=75>

### 5.4 Publications

The Statistical Office publishes data on pre-primary education in the following publications:

-  Statistical Yearbook,
-  Montenegro in figures,
-  Women and men in Montenegro.

All publications published by the Statistical Office are available at the following link: <https://www.monstat.org/eng/publikacije.php?id=100>

### **5.5 Online database**

Not available.

### **5.6 Access to microdata**

The Law on Official Statistics and the System of Official Statistics ("Official Gazette of Montenegro" No 18/12, 47/19 and 23/25) regulates the rules under which external users can gain access to individual data for research purposes. Article 58 defines the types of scientific and research organizations that can receive such data. The provision of individual data without identifiers is possible only at the written request of scientific and research institutions, for the purpose of carrying out scientific and research activities, as well as international statistical organizations and producers of statistics from other countries. The research subject signs the Agreement with the Statistical Office, as well as the Declaration on respect for the principle of confidentiality. Producers of official statistics keep special records on the users and on the purpose for which the statistical data are made available.

### **5.7 Metadata occupancy**

Metadata completion rate represents the ratio of the number of completed metadata data in relation to the total number of acceptable metadata fields. For this survey, the metadata data completion rate is 100%.

## **6. Comparability**

### **6.1 Spatial comparability**

Data publication is in accordance with the International Standard Classification of Education (ISCED-2011) and national requirements. Comparability with all countries using the same methodology is ensured.

### **6.2 Time comparability**

A usable time series of data is available since 1974.

#### **Time comparability indicator**

Indicator CC2 is 52.