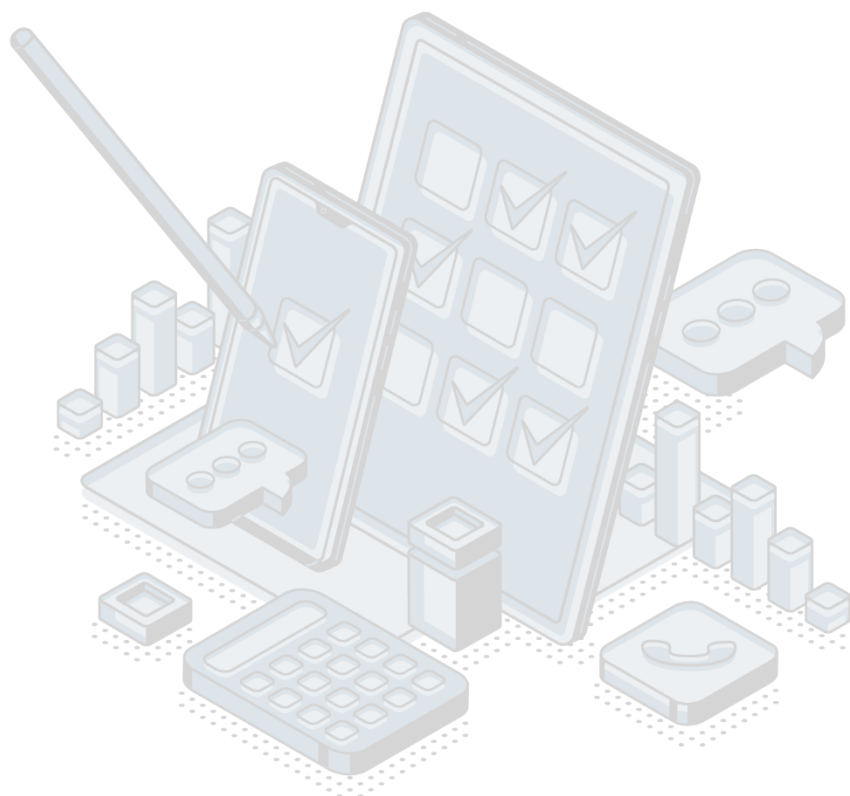


## QUALITY REPORT

# ACADEMIC, PROFESSIONAL STAFF AND STRUCTURE OF HIGHER EDUCATION ORGANIZATIONS

2022



**Responsible person:** Dragan Dubak

**Department:** Department of Education, Culture, and Justice Statistics

**Table of contents:**

<b>1. Introduction – Basic information on survey .....</b>	<b>3</b>
1.1 Purpose, goal, and subject of survey .....	3
1.2 Legal basis.....	3
1.3 Statistical units .....	3
1.4 Coverage and scope of survey .....	3
1.4.1 Sectors.....	3
1.4.2 Statistical population .....	3
1.5 Reference geographical area.....	3
1.6 Concepts and definitions.....	3
1.7 Classifications .....	4
1.8 Frequency of data collection.....	4
1.9 Dynamics of data collection .....	4
1.10 Methodology .....	4
1.11 Base period .....	4
1.12 Unit of measure .....	4
1.13 Data source .....	4
1.14 Method of data collection .....	4
<b>2. Relevance – data users.....</b>	<b>4</b>
2.1 User needs .....	4
2.2 User satisfaction .....	5
<b>3. Accuracy and reliability .....</b>	<b>5</b>
3.1 Accuracy – overall .....	5
3.2 Sampling error .....	5
Sampling error indicators.....	5
3.3 Non-sampling error .....	5
3.3.1 Coverage error .....	5
<i>Error indicator coverage</i> .....	5
3.3.2 Measurement error .....	5
3.3.3 Non-response error.....	6
<i>Unit nonresponse rate</i> .....	6
<i>Item nonresponse rate</i> .....	6
3.4 Data processing error .....	6
<i>Imputation rate</i> .....	6
3.5 Data revision .....	6
3.5.1 Data revision policy .....	6
3.5.2 Data revision practice .....	6
3.5.3 Data revision-average size .....	6
<b>4. Timeliness and punctuality .....</b>	<b>6</b>
4.1 Timeliness.....	6
Time lag of final data.....	6
4.2 Punctuality .....	6
<b>5. Availability and clarity.....</b>	<b>7</b>
5.1 Statistical Release Calendar .....	7
5.2 Access to Statistical Release Calendar .....	7
5.3 Releases .....	7
5.4 Publications .....	7
5.5 Online database.....	7
5.6 Access to microdata.....	7
5.7 Metadata occupancy.....	7
<b>6. Comparability .....</b>	<b>8</b>
6.1 Spatial comparability.....	8
6.2 Time comparability .....	8
Time comparability indicator.....	8

## **1. Introduction – Basic information on survey**

### **1.1 Purpose, goal, and subject of survey**

The purpose of the survey is to collect data on academic and professional staff for the 2022/2023 academic year, at public and private higher education institutions in Montenegro.

The aim of the survey is to calculate indicators on academic and professional staff in Montenegro, in order to meet the needs of the users and obtain internationally comparable data.

Data on academic and professional staff are the result of regular statistical surveys.

### **1.2 Legal basis**

The Law on Official Statistics and Official Statistical System (Official Gazette of Montenegro No 18/12 and 47/19) defines provisions for collection, processing, and dissemination of data. The Law provides to the Statistical Office legal powers to collect and access the data necessary for the implementation of Programme and Annual Plan. The Law gives a priority to the use of administrative data and right of access to individual data that are a result of survey of other official statistical producers. As a supplement to the legal provisions, the Directorate for Statistics has signed a Memorandum of Cooperation with the University of Montenegro as the owner of administrative data.

### **1.3 Statistical units**

Reporting units are all higher education institutions established or conducting classes in Montenegro, regardless of their status, established in accordance with the Law on Higher Education (Official Gazette of Montenegro No 044/14 of 21.10.2014, 052/14 of 16.12.2014, 047/15 of 18.08.2015, 040/16 of 30.06.2016, 042/17 of 30.06.2017, 071/17 of 31.10.2017, 055/18 of 01.08.2018, 003/19 of 15.01.2019, 017/19 of 19.03.2019, 047/19 of 12.08.2019, 072/19 of 26.12.2019, 074/20 of 23.07.2020, 104/21 of 30.09.2021, 086/22 of 03.08.2022, 086/22 of 03.08.2022 ).

### **1.4 Coverage and scope of survey**

#### **1.4.1 Sectors**

Education.

#### **1.4.2 Statistical population**

Academic and professional staff performing teaching at the higher education institutions in Montenegro.

### **1.5 Reference geographical area**

Montenegro.

### **1.6 Concepts and definitions**

Higher education is provided by universities and higher education institutions that are licensed and accredited in accordance with the Law on Higher Education. Higher education is acquired in Montenegro at universities and other institutions, which can be established as public and private. The University realizes its activity through: faculties, art academies, institutes and colleges, as organizational units.

**The University** is an autonomous institution which, in carrying out its activities, unifies educational, scientific and research and artistic work, as part of a unique higher education process.

**The Faculty** is a scientific-teaching higher education institution that develops scientific-research work as the basis of teaching activity.

**Faculty of Arts and Academy** is a teaching and art institution of higher education that develops artistic creativity, scientific research work and performs teaching in appropriate fields.

Academic staff at higher education institutions in Montenegro are persons with academic background and associates who directly implement the study program at the institution.

Academic titles are: Full professor, Associate Professor, Assistant, Professor and lecturer at a high vocational school. Teaching associate can be: a master study student who has completed basic or specialist studies with the lowest average grade B (8.50); student of doctoral studies, that is, doctorate who completed a master study with the lowest average grade B (8.50); a person who has earned a scientific title doctor of science.

In the realization of teaching, academic staff is also assisted by professional staff: Senior lecturer, Proof reader, Senior expert associate, Professional associate, Senior laboratory worker, Laboratory assistant.

### **1.7 Classifications**

National Classification of Education (harmonized with the International Standard Classification of Education - ISCED 2011).

### **1.8 Frequency of data collection**

Annual frequency of data collection.

### **1.9 Dynamics of data collection**

Annual dynamics - final data.

### **1.10 Methodology**

Methodological guide for higher education is available at the website of Statistical Office, link:

<https://www.monstat.org/eng/page.php?id=190&pageid=75>

### **1.11 Base period**

Not relevant.

### **1.12 Unit of measure**

Number of teaching staff (academic and professional staff) at higher education institutions in Montenegro.

### **1.13 Data source**

All higher education institutions in the territory of Montenegro that have a license and accreditation for their classes, regardless of their status.



### **1.14 Method of data collection**

The data are collected via a statistical questionnaire by the reporting method.

## **2. Relevance – data users**

### **2.1 User needs**

International users:

-  Eurostat;
-  UN organisations;

National users:

- ✚ Ministries and other public administration bodies;
- ✚ Local governments and other local government bodies;
- ✚ Central Bank;
- ✚ Non-governmental organizations;
- ✚ Students;
- ✚ Researchers;
- ✚ Media.

## **2.2 User satisfaction**

The Statistical Office has adopted the Quality Management Strategy, the Guide for the Implementation of the Quality Management Strategy, as well as the Implementation Plan for the Implementation of the Quality Policy. In order to measure the degree to which it fulfils its obligations towards users and as part of the new quality policy, the Directorate for Statistics conducted a survey on user satisfaction.

The results of the research are available on the website of the Statistical Office, link:

<https://www.monstat.org/eng/page.php?id=1502&pageid=1>

## **3. Accuracy and reliability**

### **3.1 Accuracy – overall**

The survey is conducted on the full scope of the reporting units. Reporting units are higher education institutions in Montenegro that have the data needed for this survey. This method provides a high accuracy rating.

### **3.2 Sampling error**

Since this statistical survey is conducted on a full coverage basis, sampling errors are not relevant.

*Sampling error indicators*

Not relevant.

### **3.3 Non-sampling error**

Non-sampling errors: over-coverage, under-coverage, measurement and processing errors, data editing and imputation errors, non-response.

#### **3.3.1 Coverage error**

Since survey in the field of higher education is conducted on the basis of full coverage, coverage errors have not been determined.

*Error indicator coverage*

Not relevant.

#### **3.3.2 Measurement error**

Measurement errors are errors that occur during data collection and cause differences between the recorded and actual values of the variable. By indirect analysis, based on the input results, a correction is made. Every year, the reporting units are asked for the same variables, which makes it easier to fill out the questionnaire.

### 3.3.3 Non-response error

Not relevant.

#### *Unit nonresponse rate*

In the academic year 2022/2023, there were no unresponsive reporting units.

#### *Item nonresponse rate*

Not relevant.

### 3.4 Data processing error

Not relevant.

#### *Imputation rate*

Not relevant

### 3.5 Data revision

#### 3.5.1 Data revision policy

The Statistical Office has adopted the 'Revision policy', and it is available on the website:

<https://www.monstat.org/eng/page.php?id=1411&pageid=3>

#### 3.5.2 Data revision practice

There was no data revision. Not applicable.

#### 3.5.3 Data revision-average size

Not relevant.

## 4. Timeliness and punctuality

### 4.1 Timeliness

The data are published in accordance with the Annual Plan of Official Statistics for 2023 and the Calendar of Publication of Statistical Data of the Administration for Statistics for 2023. The data is published on the date determined by the Statistical Release Calendar. For the academic year 2022/2023, the data were published on 28 December 2023.

Time lag of preliminary results

Not relevant.

#### *Time lag of final data*

The final data are published T+360, there was no deviation between the announced date in the annual Statistical Data Publication Calendar and the actual publication date.

### 4.2 Punctuality

The data are published on the date provided for in the Annual Plan and the Statistical Release Calendar. There is no difference between the planned and actual announcement.

## **5. Availability and clarity**

### **5.1 Statistical Release Calendar**

The Law on Official Statistics and the System of Official Statistics (Official Gazette of Montenegro No 18/12 and 47/19) prescribes that the producers of official statistics prepare, update and publish the Calendar of publication of statistical data.

It is published on the website of the Administration for Statistics no later than December 20 for the following year, for all producers of official statistics, which includes the dates of publication of statistical data.

Any change in the publication date in the Calendar is announced in advance in accordance with the Procedure on unplanned revisions.

### **5.2 Access to Statistical Release Calendar**



The calendar of publication of statistical data is available at the following link: [Statistical Release Calendar](#).

### **5.3 Releases**

For this statistical survey, the release is not published.

### **5.4 Publications**

The Statistical Office publishes data on academic, professional staff and structure of higher education in the following publications:

-  Statistical Yearbook,
-  Montenegro in Figures,

All publications published by the Statistical Office are available at the following link:  
<https://www.monstat.org/eng/publikacije.php?id=100>

### **5.5 Online database**

Not available.

### **5.6 Access to microdata**

The Law on Official Statistics and the System of Official Statistics (Official Gazette of Montenegro No 18/12 and 47/19) regulates the rules under which external users can gain the access to individual data for research purposes. Article 58 defines the types of scientific and research organizations that can receive such data. The provision of individual data without identifiers is possible only at the written request of scientific and research institutions, for the purpose of carrying out scientific and research activities, as well as international statistical organizations and producers of statistics from other countries. The research subject signs the Agreement with the Statistical Office, as well as the Declaration on respect for the principle of confidentiality. Producers of official statistics keep special records on the users and on the purpose for which the statistical data are made available.

### **5.7 Metadata occupancy**

Metadata completion rate represents the ratio of the number of completed metadata data in relation to the total number of acceptable metadata fields. For this research, the metadata data completion rate is 100%.

## **6. Comparability**

### **6.1 Spatial comparability**

Data publication is in accordance with the International Standard Classification of Education (ISCED-2011) and national requirements. Comparability with all countries using the same methodology is ensured.

### **6.2 Time comparability**

A usable time series of data is available since 1963/1964 academic year. The data are comparable over time. There have been no interruptions in the series since the beginning of data collection for this statistical survey.

#### *Time comparability indicator*

Indicator CC2 is 60.