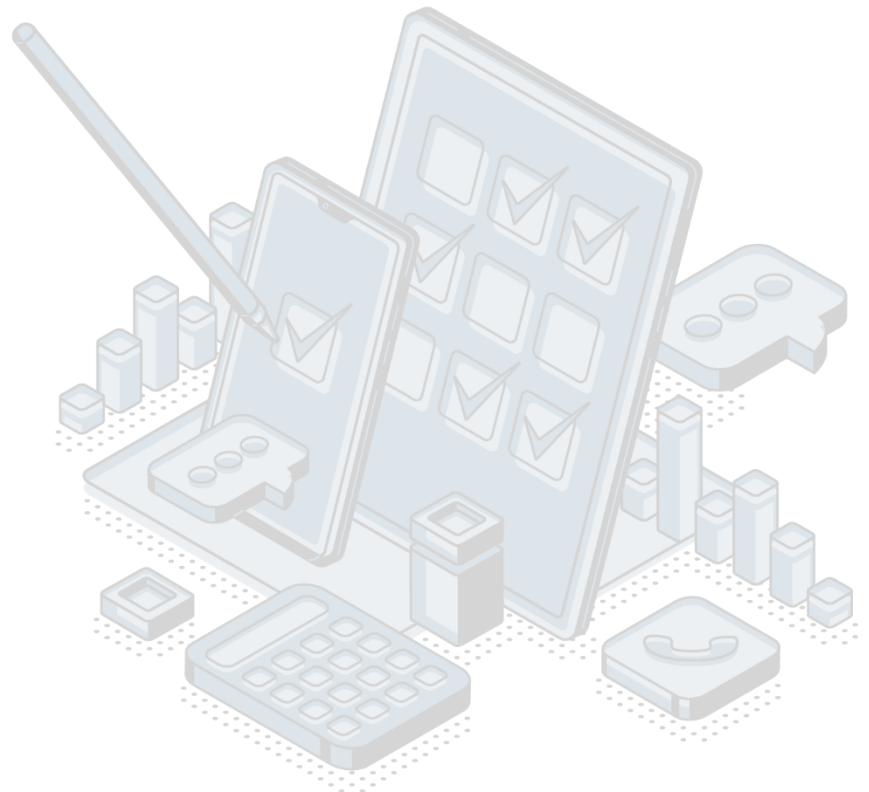


QUALITY REPORT

Statistics of other financial institutions - Companies for purchase of receivables 2024



Statistics of Monetary Financial Institutions 2024

● ● **Responsible person:** Marijana Mitrovic Mijatovic

Department: Sector for Financial Stability and Research and Statistics
Quality report

Table of contents:

1. Introduction – Basic information about the survey	5
1.1 Purpose, goal and subject of the survey	5
1.2 Legal basis	5
1.3 Statistical units	5
1.4 Coverage and scope of survey	5
1.4.1 Sectors.....	5
1.4.2 Statistical population	5
1.5 Referent geographical area.....	5
1.6 Concepts and definitions	5
1.7 Classifications.....	5
1.8 Frequency of data collection.....	5
1.9 Frequency of data dissemination.....	5
1.10 Methodology.....	5
1.11 Base period	5
1.12 Unit of measure	5
1.13 Source of data	6
1.14 Method of collection data	6
2. Relevance – Data users	6
2.1 User needs	6
2.2 User satisfaction.....	6
3. Accuracy and reliability	6
3.1 Accuracy – Overall.....	6
3.2 Sampling error.....	6
3.3 Non- simpling eror	6
3.3.1 Coverage error	6
3.3.2 Error od measurement.....	6
3.3.3 Non response error	7
3.3.4 Error processing the data.....	7
3.3.4 Seasonal adjustmnet.....	7
3.5 Data revision.....	7
3.5.1 Data revision policy.....	7
3.5.2 Data revision practice	7
3.5.3 Data revision - average size (A6).....	7
4. Timeliness and punctuality.....	7

Statistics of Monetary Financial Institutions 2024

4.1 Timeliness	7
4.2 Punctuality	7
The data is published in line with the release calendar.....	7
5. Availability and clarity.....	7
5.1 Statistical Release Calendar	7
5.2 Access the data Release Calendar.....	7
5.3 Releases	8
5.4 Publication	8
5.5 On-line database.....	8
5.6 Access to micro data	8
5.7 Metadata occupancy.....	8
6. Comparability	8
6.1 Spatial comparability	8
6.2 Time comparability	8

1. Introduction – Basic information about the survey

1.1 Purpose, goal and subject of the survey

Statistical overview of balance sheet positions of Companies for Purchase of Receivables. Detailed statistical overview of receivables based on receivables purchase by sectors.

1.2 Legal basis

In accordance with the Law on Official Statistics and the System of Official Statistics (Official Gazette of Montenegro , No. 18/12, 47/19, 023/25), the Central Bank of Montenegro is the producer of official monetary and financial statistics. The CBCG collects and statistically processes data pursuant to the Central Bank of Montenegro Law (OGM 40/10, 6/13, 70/17, 125/23), the Law on Financial Leasing, Factoring, Purchase of Receivables, Micro-lending, and Credit-Guarantee Operations (OGM 73/17, 44/20), and the Decision on Reports to be Submitted to the Central Bank of Montenegro (OGM 24/18).

1.3 Statistical units

Montenegrin Companies for Purchase of Receivables

1.4 Coverage and scope of survey

1.4.1 Sectors

Companies for Purchase of Receivables have a reporting obligation.

1.4.2 Statistical population

Montenegrin Companies for Purchase of Receivables

1.5 Referent geographical area

Montenegro.

1.6 Concepts and definitions

The survey is aligned with the international standards

1.7 Classifications

Classification is in line with MFSMCG (Monetary and Financial Statistics Manual and Compilation Guide - IMF, 2016) and ESA 2010 (European System of Accounts) methodology.

1.8 Frequency of data collection

Quarterly

1.9 Frequency of data dissemination

Quarterly

1.10 Methodology

<https://www.cbcg.me/en/statistics/statistical-data/monetary-and-financial-statistics>

1.11 Base period

Attn.

1.12 Unit of measure

EUR (thousands)

1.13 Source of data

Quarterly reports of Companies for Purchase of Receivables






1.14 Method of collection data

Direct reporting by Montenegrin Companies for Purchase of Receivables






2. Relevance – Data users

2.1 User needs

International users:

-  IMF;
-  World Bank;
-  ECB;
-  foreign embassies;
-  researchers.

National users:

-  Ministries and other institutions of public administration;
-  Monstat;
-  Banks;
-  Researchers;
-  Media.

2.2 User satisfaction

Attn.

3. Accuracy and reliability

3.1 Accuracy – Overall

Attn.

3.2 Sampling error

Attn.

Indicators of sampling error (A1)

Attn.

3.3 Non- simpling error

Attn.

3.3.1 Coverage error

Attn.

Indicators of coverage error (A2)

Attn.

3.3.2 Error od measurement

Attn.

3.3.3 Non response error

Attn.

Unresponsive unit rate (A3)

Attn.

Non response rate

Attn.

3.3.4 Error processing the data

Attn.

Imputation rate

Attn.

3.3.4 Seasonal adjustmnet

Attn.

3.5 Data revision

3.5.1 Data revision policy

Attn.

3.5.2 Data revision practice

Attn.

3.5.3 Data revision - average size (A6)

4. Timeliness and punctuality

4.1 Timeliness

Attn.

Time lag of the final results

Data is published in line with the release calendar.

Time lag of the final results

4.2 Punctuality

The data is published in line with the release calendar.

5. Availability and clarity

5.1 Statistical Release Calendar

Data is published following with the date defined in the official publication Calendar. The calendar is publicly available.

5.2 Access the data Release Calendar

https://www.cbcg.me/uploads/calendar_of_statistical_data_dissemination_2024.pdf

5.3 Releases

Attn.

5.4 Publication

Bulletin, Quarterly and Annual Macroeconomic Report, Annual Report(<https://www.cbcg.meen>)

5.5 On-line database

Attn.

5.6 Access to micro data

Attn.

5.7 Metadata occupancy

Attn.

6. Comparability

6.1 Spatial comparability

The data are comparable with international documents and methodology

6.2 Time comparability

Time series is fully comparable

Time comparability indicator

Attn.