

RELEASE 27/2026

Release date:  
5 March 2026

Preliminary data

## Arrivals and overnights of tourists, total<sup>1)</sup>

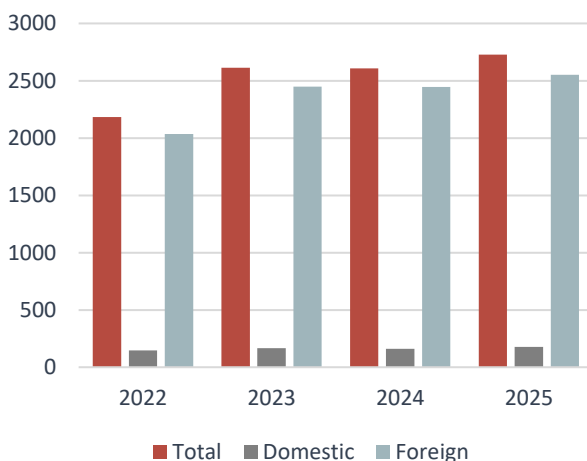
### 2025

In Montenegro, in 2025, tourists realised 2 728 564 arrivals and 15 367 166 overnights. Of the total number of overnights 95.8%, were realized by foreign tourists, and 4.2% of overnights were realized by domestic tourists.

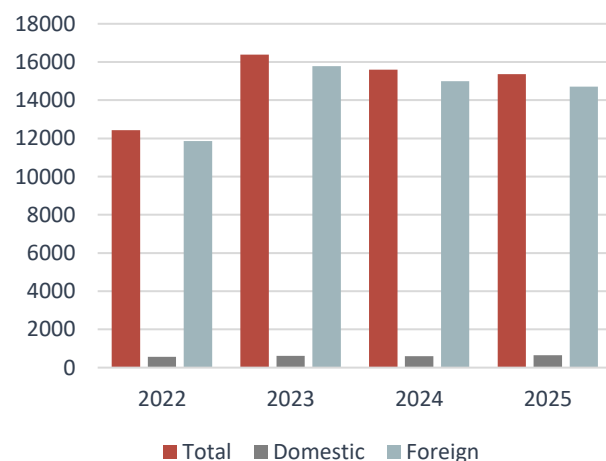
Concerning the structure of overnights of foreign tourists, in 2025, the most of them were realized by tourists from Serbia (23.4%), Russian Federation (16.4%), Bosnia and Herzegovina (8.1%), Germany (4.6%), Turkey (4.3%), Ukraine (4.3%), and United Kingdom (4.1%). Tourists from other countries were realised 34.9% overnights.

Concerning the structure of overnights by type of resort, in 2025, most of them were realised in seaside resorts (92.6%), mountain resorts (2.8%), capital (2.7%), and other tourists resorts (2.0%).

**Graph 1** Tourists arrivals, in thous.



**Graph 2** Tourists overnights, in thous.

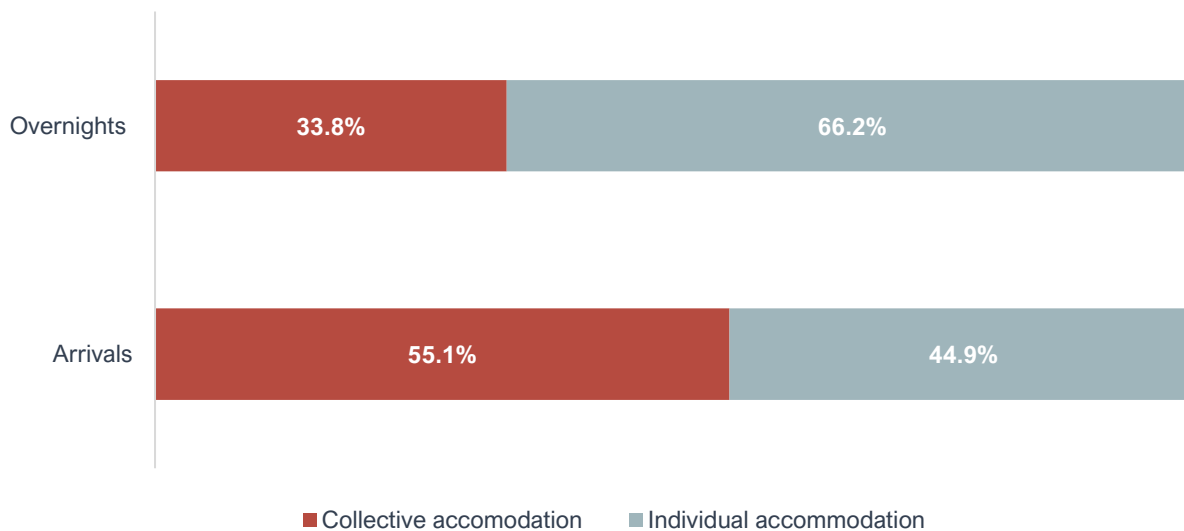


<sup>1</sup> Total tourist arrivals and overnights include tourist arrivals and overnights in collective and individual, or so-called "private accommodation". Data on tourist traffic in **collective accommodation** are published on a monthly basis, and the direct source of data are collective accommodation facilities (all types of hotels, resorts, pensions, motels, tourist resorts, hostels, etc.).

Data on tourist traffic in **individual, so-called "private accommodation"** is published annually, and the primary sources of information are data from Local Tourism Organizations in accordance with the Law on Tourist Organizations (Official Gazette of the Republic of Montenegro No 011/04 of 20.02.2004, 046/07 of 31.07. 2007, Official Gazette of Montenegro No 073/10 of 10 December 2010, 040/11 of 08/08/2011, 045/14 of 24 October 2014, 042/17 of 30 June 2017, 027/19 of 17 May 2019). Non-registered tourists are not the subject of research.

**Table 1** Tourists arrivals and overnights by type of accommodation establishment, total 2025

|                                 | Arrivals         |                |                  | Overnights        |                |                   |
|---------------------------------|------------------|----------------|------------------|-------------------|----------------|-------------------|
|                                 | foreign          | domestic       | total            | foreign           | domestic       | total             |
|                                 | (1)              | (2)            | (3)=(1)+(2)      | (1)               | (2)            | (3)=(1)+(2)       |
| <b>Total</b>                    | <b>2 552 501</b> | <b>176 063</b> | <b>2 728 564</b> | <b>14 715 318</b> | <b>651 848</b> | <b>15 367 166</b> |
| <b>Collective accommodation</b> | <b>1 339 173</b> | <b>165 595</b> | <b>1 504 768</b> | <b>4 577 800</b>  | <b>609 971</b> | <b>5 187 771</b>  |
| Hotel                           | 957 079          | 113 649        | 1 070 728        | 3 423 046         | 324 069        | 3 747 115         |
| Garni hotel                     | 60 992           | 2 899          | 63 891           | 147 034           | 5 412          | 152 446           |
| Small hotel                     | 163 073          | 15 873         | 178 946          | 383 865           | 38 939         | 422 804           |
| Boutique hotel                  | 54 475           | 2 715          | 57 190           | 133 252           | 4 146          | 137 398           |
| All-suite hotel                 | 9 215            | 812            | 10 027           | 37 613            | 2 663          | 40 276            |
| Tourists resort                 | 59 952           | 9 207          | 69 159           | 274 734           | 39 070         | 313 804           |
| Motel                           | 1 032            | 25             | 1 057            | 1 063             | 25             | 1 088             |
| Inn and boarding house          | 1 924            | 2              | 1 926            | 10 138            | 2              | 10 140            |
| Camp and camping site           | 10 350           | 206            | 10 556           | 40 083            | 722            | 40 805            |
| Hostel                          | 8 952            | 672            | 9 624            | 39 818            | 4 105          | 43 923            |
| Ethno village                   | 707              | 5              | 712              | 1 625             | 7              | 1 632             |
| Vacation establishment and spa  | 11 422           | 19 530         | 30 952           | 85 529            | 190 811        | 276 340           |
| <b>Individual accommodation</b> | <b>1 213 328</b> | <b>10 468</b>  | <b>1 223 796</b> | <b>10 137 518</b> | <b>41 877</b>  | <b>10 179 395</b> |

**Graph 3** Structure of tourists arrivals and overnights in total accommodation, 2025

**Table 2** Tourists arrivals and overnights by municipalities, total 2025

|              | Arrivals         |                |                  |              | Overnights        |                |                   |              |
|--------------|------------------|----------------|------------------|--------------|-------------------|----------------|-------------------|--------------|
|              | foreign          | domestic       | total            | structure    | foreign           | domestic       | total             | structure    |
|              | (1)              | (2)            | (3)=(1)+(2)      | (3) in %     | (1)               | (2)            | (3)=(1)+(2)       | (3) in %     |
| <b>Total</b> | <b>2 552 501</b> | <b>176 063</b> | <b>2 728 564</b> | <b>100.0</b> | <b>14 715 318</b> | <b>651 848</b> | <b>15 367 166</b> | <b>100.0</b> |
| Andrijevica  | 1 712            | 434            | 2 146            | 0.1          | 5 454             | 932            | 6 386             | 0.0          |
| Bar          | 242 522          | 17 654         | 260 176          | 9.5          | 2 161 808         | 55 573         | 2 217 381         | 14.4         |
| Berane       | 3 680            | 3 023          | 6 703            | 0.2          | 6 927             | 4 959          | 11 886            | 0.1          |
| Bijelo Polje | 4 004            | 1 802          | 5 806            | 0.2          | 16 871            | 3 717          | 20 588            | 0.1          |
| Budva        | 830 185          | 54 609         | 884 794          | 32.4         | 4 800 744         | 169 449        | 4 970 193         | 32.3         |
| Cetinje      | 5 733            | 7 652          | 13 385           | 0.5          | 48 791            | 22 376         | 71 167            | 0.5          |
| Danilovgrad  | 3 412            | 39             | 3 451            | 0.1          | 48 692            | 216            | 48 908            | 0.3          |
| Gusinje      | 4 587            | 46             | 4 633            | 0.2          | 10 773            | 317            | 11 090            | 0.1          |
| Herceg Novi  | 360 209          | 20 468         | 380 677          | 14.0         | 2 561 085         | 191 343        | 2 752 428         | 17.9         |
| Kolasin      | 56 162           | 13 408         | 69 570           | 2.5          | 142 575           | 29 768         | 172 343           | 1.1          |
| Kotor        | 270 312          | 5 659          | 275 971          | 10.1         | 1 331 911         | 18 699         | 1 350 610         | 8.8          |
| Mojkovac     | 5 204            | 621            | 5 825            | 0.2          | 13 705            | 1 107          | 14 812            | 0.1          |
| Niksic       | 15 996           | 3 296          | 19 292           | 0.7          | 34 109            | 7 186          | 41 295            | 0.3          |
| Plav         | 2 782            | 40             | 2 822            | 0.1          | 15 421            | 490            | 15 911            | 0.1          |
| Pljevlja     | 8 106            | 2 782          | 10 888           | 0.4          | 31 864            | 9 189          | 41 053            | 0.3          |
| Pluzine      | 18 058           | 999            | 19 057           | 0.7          | 30 429            | 1 625          | 32 054            | 0.2          |
| Podgorica    | 197 017          | 14 378         | 211 395          | 7.7          | 380 236           | 29 724         | 409 960           | 2.7          |
| Rozaje       | 2 189            | 435            | 2 624            | 0.1          | 16 959            | 1 235          | 18 194            | 0.1          |
| Savnik       | 5 203            | 188            | 5 391            | 0.2          | 16 313            | 412            | 16 725            | 0.1          |
| Tivat        | 160 451          | 6 368          | 166 819          | 6.1          | 1 412 887         | 16 197         | 1 429 084         | 9.3          |
| Tuzi         | 5 427            | 36             | 5 463            | 0.2          | 5 934             | 36             | 5 970             | 0.0          |
| Ulcinj       | 296 061          | 16 616         | 312 677          | 11.5         | 1 438 817         | 70 933         | 1 509 750         | 9.8          |
| Zabljak      | 46 761           | 5 259          | 52 020           | 1.9          | 133 882           | 16 101         | 149 983           | 1.0          |
| Zeta         | 6 728            | 251            | 6 979            | 0.3          | 49 131            | 264            | 49 395            | 0.3          |

**Table 3** Foreign tourists arrivals and overnights by country of residence, total 2025

| Country                                   | Arrivals         | Structure, in % | Overnights        | Structure, in % |
|---|------------------|-----------------|-------------------|-----------------|
| <b>Foreign tourists</b>                   | <b>2 552 501</b> | <b>100.0</b>    | <b>14 715 318</b> | <b>100.0</b>    |
| <b>Europe</b>                             | <b>2 143 146</b> | <b>84.0</b>     | <b>13 183 714</b> | <b>89.6</b>     |
| Albania                                   | 53 214           | 2.1             | 176 318           | 1.2             |
| Austria                                   | 30 696           | 1.2             | 125 244           | 0.9             |
| Belgium                                   | 22 203           | 0.9             | 79 224            | 0.5             |
| Belarus                                   | 6 841            | 0.3             | 59 835            | 0.4             |
| Bosnia and Herzegovina                    | 200 788          | 7.9             | 1 185 746         | 8.1             |
| Bulgaria                                  | 10 387           | 0.4             | 38 496            | 0.3             |
| Czech Republic                            | 22 326           | 0.9             | 110 752           | 0.8             |
| Denmark                                   | 7 858            | 0.3             | 37 112            | 0.3             |
| Estonia                                   | 9 976            | 0.4             | 56 869            | 0.4             |
| Finland                                   | 10 953           | 0.4             | 51 714            | 0.4             |
| France                                    | 98 517           | 3.9             | 409 565           | 2.8             |
| Greece                                    | 11 347           | 0.4             | 29 384            | 0.2             |
| Netherlands                               | 29 208           | 1.1             | 109 350           | 0.7             |
| Croatia                                   | 38 963           | 1.5             | 158 209           | 1.1             |
| Ireland                                   | 9 041            | 0.4             | 43 304            | 0.3             |
| Iceland                                   | 1 175            | 0.0             | 5 176             | 0.0             |
| Italy                                     | 27 674           | 1.1             | 100 337           | 0.7             |
| Cyprus                                    | 1 401            | 0.1             | 5 836             | 0.0             |
| Kosovo                                    | 86 956           | 3.4             | 406 738           | 2.8             |
| Latvia                                    | 9 961            | 0.4             | 59 159            | 0.4             |
| Lithuania                                 | 17 527           | 0.7             | 98 745            | 0.7             |
| Luxembourg                                | 2 681            | 0.1             | 12 104            | 0.1             |
| Hungary                                   | 32 492           | 1.3             | 154 279           | 1.0             |
| Malta                                     | 867              | 0.0             | 3 986             | 0.0             |
| Republic of North Macedonia               | 32 851           | 1.3             | 176 241           | 1.2             |
| Norway                                    | 11 098           | 0.4             | 58 890            | 0.4             |
| Germany                                   | 147 734          | 5.8             | 676 625           | 4.6             |
| Poland                                    | 86 609           | 3.4             | 437 474           | 3.0             |
| Portugal                                  | 6 596            | 0.3             | 20 780            | 0.1             |
| Romania                                   | 22 574           | 0.9             | 100 256           | 0.7             |
| Russian Federation                        | 203 945          | 8.0             | 2 411 519         | 16.4            |
| Slovakia                                  | 11 778           | 0.5             | 57 610            | 0.4             |
| Slovenia                                  | 19 060           | 0.7             | 82 035            | 0.6             |
| Serbia                                    | 461 262          | 18.1            | 3 439 223         | 23.4            |
| Spain                                     | 17 604           | 0.7             | 56 089            | 0.4             |
| Switzerland (including Liechtenstein)     | 23 318           | 0.9             | 98 760            | 0.7             |
| Sweden                                    | 19 261           | 0.8             | 110 458           | 0.8             |
| Turkey                                    | 134 266          | 5.3             | 640 092           | 4.3             |
| Ukraine                                   | 72 599           | 2.8             | 633 712           | 4.3             |
| United Kingdom                            | 118 746          | 4.7             | 598 849           | 4.1             |
| Other European countries                  | 10 793           | 0.4             | 67 619            | 0.5             |
| <b>Non-European countries</b>             | <b>409 355</b>   | <b>16.0</b>     | <b>1 531 604</b>  | <b>10.4</b>     |
| South Africa                              | 3 167            | 0.1             | 19 175            | 0.1             |
| Other African countries                   | 14 867           | 0.6             | 57 586            | 0.4             |
| Canada                                    | 13 513           | 0.5             | 69 133            | 0.5             |
| USA                                       | 61 707           | 2.4             | 259 040           | 1.8             |
| Other Northern American countries         | 2 400            | 0.1             | 8 494             | 0.1             |
| Argentina                                 | 1 673            | 0.1             | 10 853            | 0.1             |
| Brazil                                    | 5 033            | 0.2             | 17 773            | 0.1             |
| Chile                                     | 732              | 0.0             | 3 502             | 0.0             |
| Other Central or South American countries | 5 974            | 0.2             | 31 954            | 0.2             |
| China (including Hong Kong)               | 82 054           | 3.2             | 115 420           | 0.8             |
| Japan                                     | 2 859            | 0.1             | 7 661             | 0.1             |
| Republic of Korea                         | 3 749            | 0.1             | 5 576             | 0.0             |
| Israel                                    | 110 249          | 4.3             | 364 622           | 2.5             |
| India                                     | 10 945           | 0.4             | 34 118            | 0.2             |
| Azerbaijan                                | 20 937           | 0.8             | 222 433           | 1.5             |
| United Arab Emirates                      | 1 640            | 0.1             | 4 831             | 0.0             |
| Other Asian countries                     | 43 727           | 1.7             | 207 080           | 1.4             |
| Australia                                 | 17 946           | 0.7             | 68 117            | 0.5             |
| New Zealand                               | 3 112            | 0.1             | 14 867            | 0.1             |
| Oceania and other territories             | 3 071            | 0.1             | 9 369             | 0.1             |

## METHODOLOGICAL NOTES

It may happen that the total sum does not match the number of individual data, and that the cumulative data is not always equal to the sum of individual results due to rounding of numbers.

Survey on total tourist arrivals and overnight stays combines tourism traffic (arrivals and overnight stays) in the collective and in the individual / private accommodation.

Data on tourist traffic in collective accommodation (number of arrivals and overnight stays) have been collected by regular Monthly report on tourists arrivals and overnight stays in the collective accommodation establishments (form TU-11). Reports are made according to guest books which are led by receptions of collective accommodation establishments (all types of hotels, vacation facilities, boarding houses, motels, tourist resorts, hostels, etc.).

Since 2017 the methodology for calculating individual accommodation, in the process of data collection and processing, has included the following data sources: administrative databases (Local Tourism Organizations, Ministry of the Interior, Ministry of Sustainable Development and Tourism, National Tourism Organization, Secretariats of Local Self-Government) and statistical sources and records. The newly established administrative data sources are the result of new legislation, such as the register of residence registration (ie. Database RB90) under the jurisdiction of the Ministry of the Interior (regulated by the Law on Foreigners).

Non-registered tourists are not subject of this survey.

The aim of the survey on total arrivals and overnight stays is to provide basic information about the scope of traffic (arrivals and overnight stays) of domestic and foreign tourists.

The survey collects data on:

- number of arrivals and overnight stays of domestic and foreign tourists in all accommodation establishments in Montenegro;
- structure of arrivals and overnight stays of foreign tourists by country of residence in all accommodation establishments in Montenegro.

The survey covers all official data of catering establishments in the territory of Montenegro which provides accommodation services in houses and rooms for rent, as well as tourist apartments.

**Tourist** is a person who spends at least one night in an accommodation facility or some other object for accommodation of tourist, in a place other than his/her place of permanent residence for the reasons of rest or recreation, health, studies, sports, religion, family, business, public missions or meetings. Tourists do not include migrants, border workers, diplomats, member of military forces in the regular duty, refugees, etc.

**Domestic tourist** is a person with permanent residence in Montenegro who temporarily resides in any place of Montenegro, and spends at least one night in accommodation facility.

**Foreign tourist** is a person with permanent residence outside Montenegro, who temporarily resides in any place in Montenegro, and spends at least one night in an accommodation facility.

The data are published in line with the Statistical Release Calendar.

The last published data are considered preliminary, and become final within the defined deadline, as foreseen by the Statistical Release Calendar.

When using the data, state:

"Data source: Statistical Office of Montenegro - MONSTAT"

*More data, as well as detailed methodological notes can be found in the section: [Tourism](#)*