

RELEASE 30-2/2026

Release date: 28 May 2026

Nautical tourism

2025

In 2025, 4 836 foreign vessels for leisure, sports and recreation entered the internal sea waters of Montenegro. Of these, 4 284 vessels sailed by sea and 552 were transported by land.

According to the type of foreign vessels for leisure, sports and recreation, sailing yachts (42.7%), entered the internal sea waters of Montenegro the most, followed by motor yachts (40.9%) and other vessels (16.4%).

The number of persons on board in 2025 was 25 800. According to citizenship, the largest number of persons arriving on these vessels was from United Kingdom (10.9%), Germany (6.0%), Croatia (5.8%), Italy (3.9%), USA (3.7%), France (2.5%), Austria (1.6%), Scandinavian countries (1.5%), Slovenia (1.1%) and other countries (63.1%).

Graph 1. Number of foreign vessels and persons on board

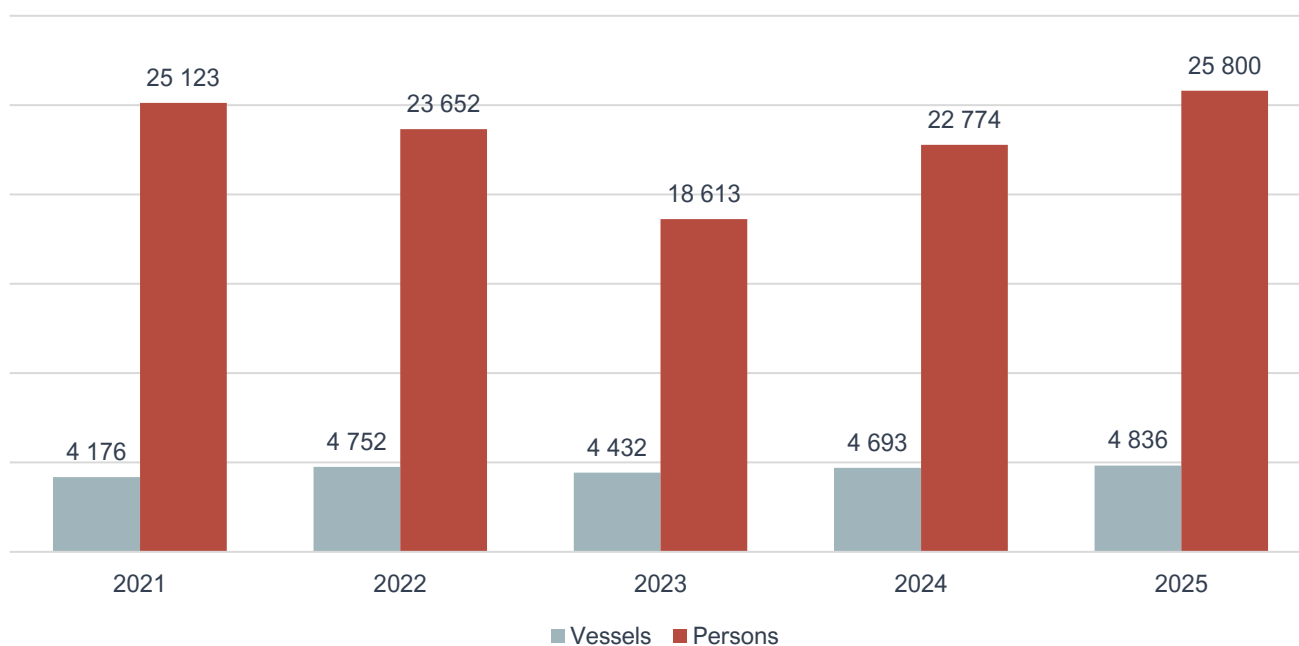


Table 1. Arrivals of foreign vessels for entertainment, sport or recreation in the internal sea waters of Montenegro, 2025

	Total	By sea	By land	Structure
	(1) = (2)+(3)	(2)	(3)	(1) in %
Total	4 836	4 284	552	100.0
By flag of the vessel				
Albania	13	9	4	0.3
Austria	76	67	9	1.6
France	159	152	7	3.3
Greece	1	1	-	0.0
Croatia	676	671	5	14.0
Netherlands	29	27	2	0.6
Italy	176	172	4	3.6
Germany	319	254	65	6.6
Scandinavian countries	65	54	11	1.3
Slovenia	39	34	5	0.8
Switzerland	53	49	4	1.1
United Kingdom	535	501	34	11.1
USA	192	152	40	4.0
Other countries	2 503	2 141	362	51.8
By length of the vessel				
Under 6m	648	356	292	13.4
6m - 8m	416	341	75	8.6
8m - 10m	361	310	51	7.5
10m - 12	659	612	47	13.6
12m - 15m	1 112	1 062	50	23.0
15m - 20m	793	768	25	16.4
Over 20m	847	835	12	17.5
By type of the vessel				
Motor yachts	1 976	1 837	139	40.9
Sailboats	2 066	1 898	168	42.7
Other	794	549	245	16.4

Graph 2. Number of vessels by flag, 2025

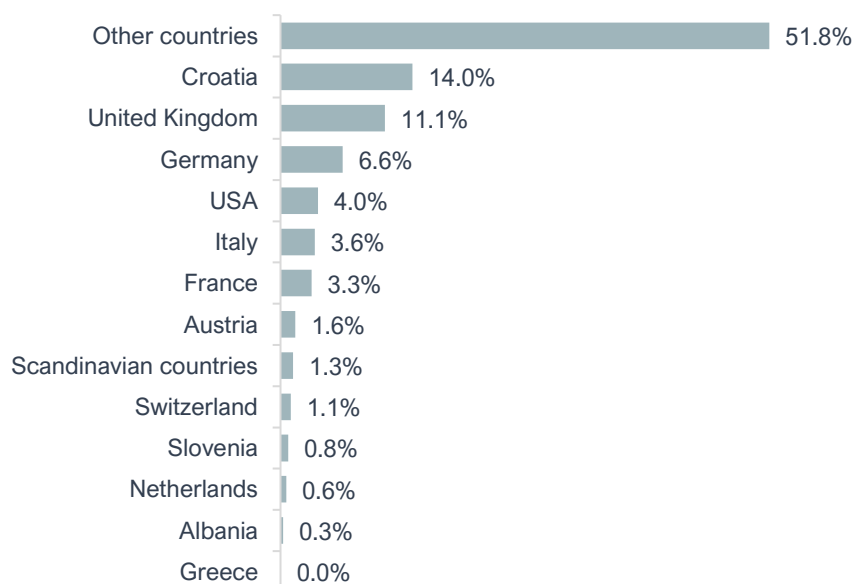
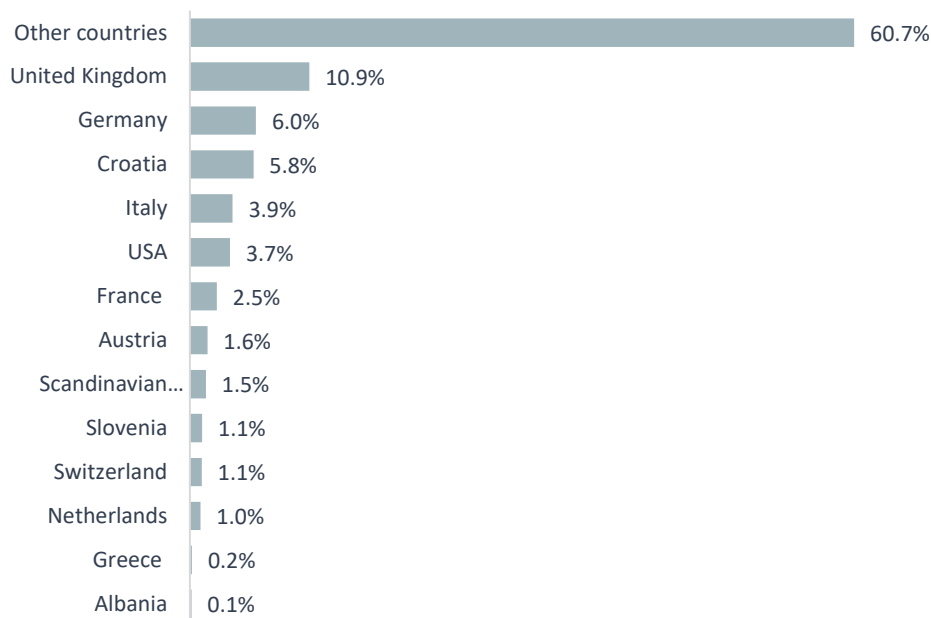


Table 2. Number of persons on board, 2025

	Total	By sea	By land	Structure
	(1) = (2)+(3)	(2)	(3)	(1) in %
Total	25 800	24 007	1 793	100.0
By citizenship				
Albania	37	23	14	0.1
Austria	414	370	44	1.6
France	634	569	65	2.5
Greece	48	47	1	0.2
Croatia	1 499	1 483	16	5.8
Netherlands	252	247	5	1.0
Italy	1 007	988	19	3.9
Germany	1 558	1 341	217	6.0
Scandinavian countries	375	342	33	1.5
Slovenia	287	266	21	1.1
Switzerland	282	263	19	1.1
United Kingdom	2 813	2 714	99	10.9
USA	944	867	77	3.7
Other countries	15 650	14 487	1 163	60.7

Graph 3. Number of persons on board by citizenship, 2025



METHODOLOGICAL NOTES

It may happen that the total sum does not match the number of individual data, and that the cumulative data is not always equal to the sum of individual results due to rounding of numbers.

The aim of the statistical survey on nautical tourism is to obtain data traffic from foreign yachts and other vessels intended for leisure, sport and recreation in the territorial sea of Montenegro, as well as the number of persons on board who enter our country. Reporting units in this survey are harbour master's offices and their branch offices. Data collection is carried out using the reporting method (TU-17 form).

Motor yacht is a vessel equipped with an engine intended for entertainment, sport or recreation and having according to the common maritime usage, a cabin with at least two beds, a toilet and cooking facilities.

Sailboat is a vessel intended for entertainment, sport or recreation whose main power is wind and it is equipped with a cabin with at least two beds, a toilet and a cooking facility.

Other vessels are boats (made of wood, plastic, rubber and the like) 3 or more meters long or less than 3 meters long if they are equipped with an engine. Included are also motorboats if they do not meet requirements for yachts.

The last published data are considered preliminary, and becomes final within the defined deadline, as foreseen by the Statistical Release Calendar.

When using data please name the source:
„Data source: Statistical Office of Montenegro“

More information, as well as detailed methodological explanations can be found in the section: [Tourism](#)