

RELEASE 32-2/2023

Release date:

1 June 2023

## Nautical tourism

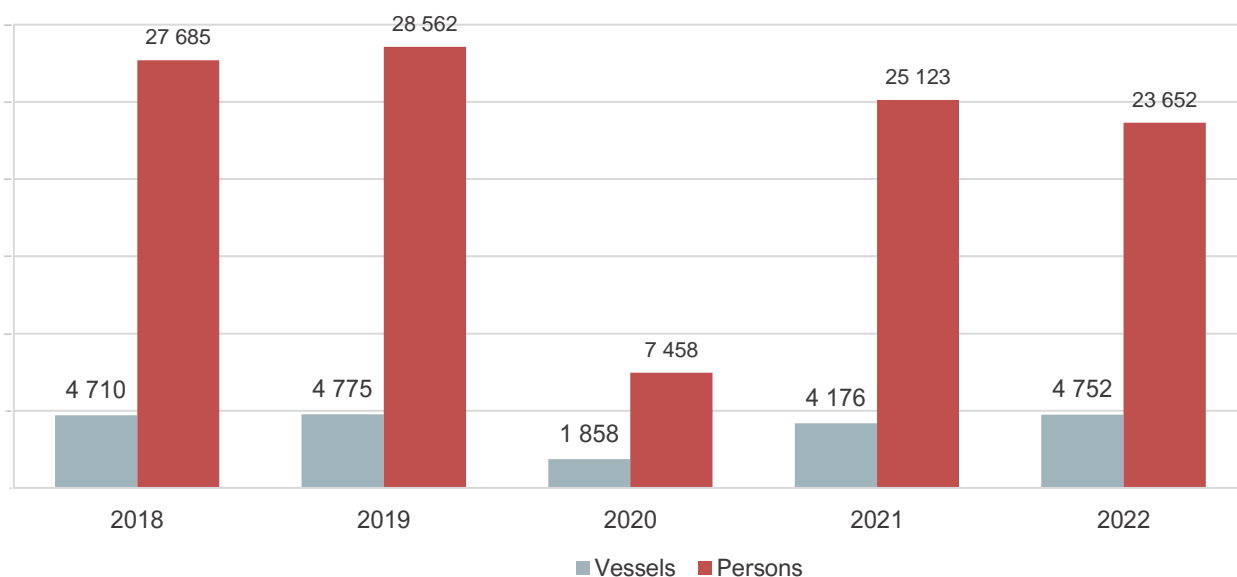
**2022**

In 2022, 4 752 foreign vessels for leisure, sports and recreation entered the internal sea waters of Montenegro. Of these, 4 092 vessels sailed by sea and 660 were transported by land.

According to the type of foreign vessels for leisure, sports and recreation, motor yachts (40.9%) entered the internal sea waters of Montenegro the most, followed by sailing yachts (39.0%) and other vessels (20.2%).

The number of persons on board in 2022 was 23 652. According to citizenship, the largest number of persons arriving on these vessels was from Great Britain (6.6%), Germany (4.6%), USA (4,5%), Croatia (4.1%), Italy (3.3%), France (2.6%), Austria (1.7%), Scandinavian countries (1.3%), Switzerland (1.2%) , and other countries (70.1%).

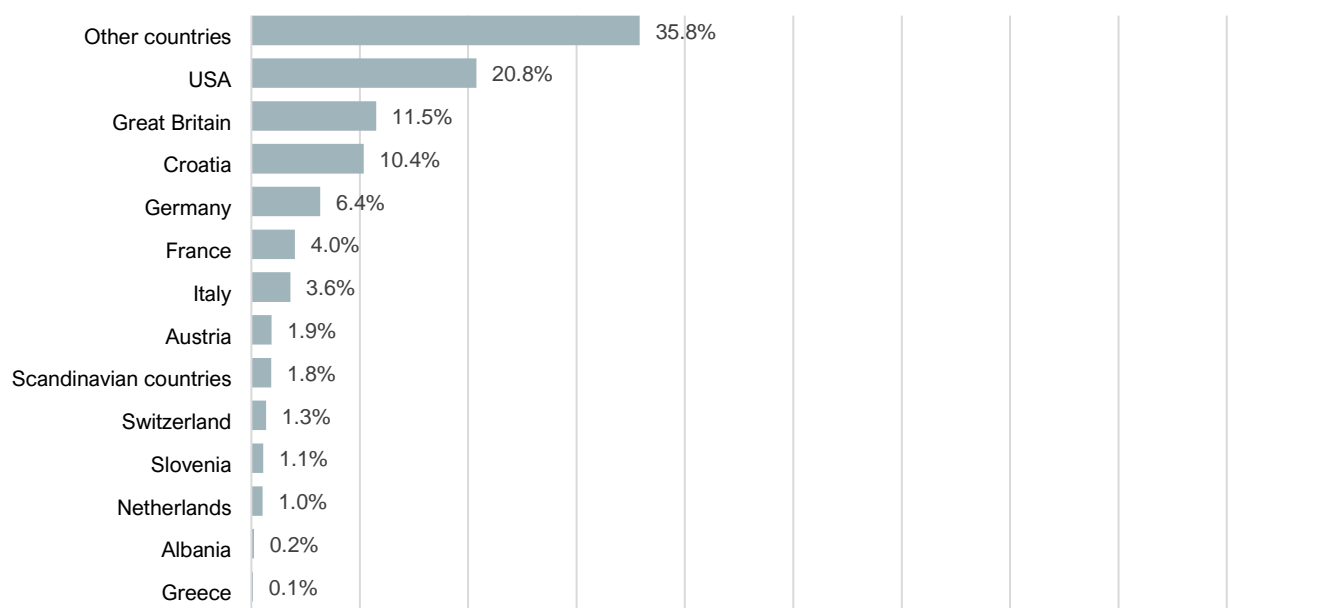
**Graph 1.** Number of foreign vessels and persons on board



**Table 1.** Arrivals of foreign vessels for entertainment, sport or recreation in the internal sea waters of Montenegro, 2022

	Total	By sea	By land	Structure
	(1)=(2)+(3)	(2)	(3)	(1) u %
<b>Total</b>	<b>4 752</b>	<b>4 092</b>	<b>660</b>	<b>100.0</b>
<b>By flag of the vessel</b>				
Albania	11	9	2	0.2
Austria	88	83	5	1.9
France	191	181	10	4.0
Greece	7	6	1	0.1
Croatia	493	482	11	10.4
Netherlands	49	42	7	1.0
Italy	171	163	8	3.6
Germany	302	247	55	6.4
Scandinavian countries	87	77	10	1.8
Slovenia	52	43	9	1.1
Switzerland	64	60	4	1.3
Great Britain	547	507	40	11.5
USA	987	754	233	20.8
Other countries	1 703	1 438	265	35.8
<b>By length of the vessel</b>				
Under 6 m	631	217	414	13.3
6 - 8 m	357	255	102	7.5
8 - 10 m	367	328	39	7.7
10 - 12 m	756	704	52	15.9
12 - 15 m	1 013	973	40	21.3
15 - 20 m	687	679	8	14.5
Over 20 m	941	936	5	19.8
<b>By type of the vessel</b>				
Motor yachts	1 942	1 842	100	40.9
Sailboats	1 852	1 753	99	39.0
Other	958	497	461	20.2

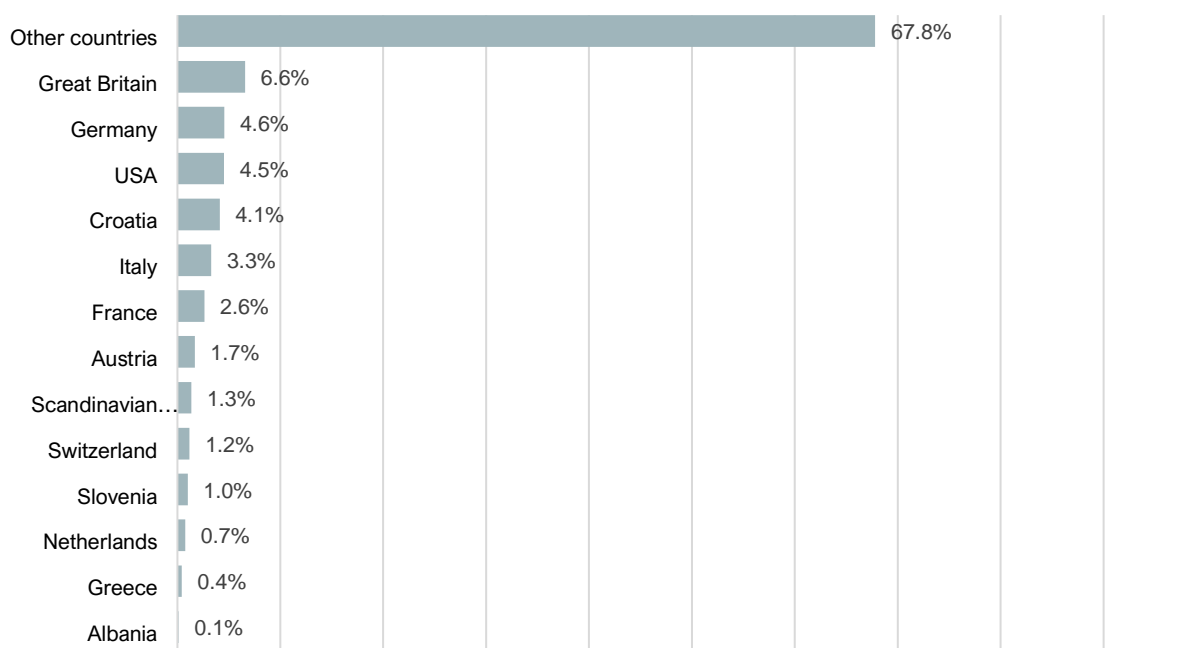
**Graph 2.** Number of vessels by flag, 2022



**Table 2.** Number of persons on board, 2022

	<b>Total</b>	<b>By sea</b>	<b>By land</b>	<b>Structure</b>
	<i>(1)=(2)+(3)</i>	<i>(2)</i>	<i>(3)</i>	<i>(1) u %</i>
<b>Total</b>	<b>23 652</b>	<b>22 168</b>	<b>1 484</b>	<b>100.0</b>
<b>By citizenship</b>				
Albania	29	21	8	0.1
Austria	400	386	14	1.7
France	619	592	27	2.6
Greece	101	97	4	0.4
Croatia	971	960	11	4.1
Netherlands	177	168	9	0.7
Italy	779	765	14	3.3
Germany	1 078	947	131	4.6
Scandinavian countries	317	300	17	1.3
Slovenia	236	217	19	1.0
Switzerland	279	257	22	1.2
Great Britain	1 555	1 513	42	6.6
USA	1 073	1 010	63	4.5
Other countries	16 038	14 935	1 103	67.8

**Graph 3.** Number of persons on board by citizenship, 2022





## METHODOLOGICAL NOTES

The aim of the statistical survey on nautical tourism is to obtain data traffic from foreign yachts and other vessels intended for leisure, sport and recreation in the territorial sea of Montenegro, as well as the number of persons on board who enter our country. Reporting units in this survey are harbour master's offices and their branch offices. Data collection is carried out using the reporting method (TU-17 form).

Motor yacht is a vessel equipped with an engine intended for entertainment, sport or recreation and having according to the common maritime usage, a cabin with at least two beds, a toilet and cooking facilities.

Sailboat is a vessel intended for entertainment, sport or recreation whose main power is wind and it is equipped with a cabin with at least two beds, a toilet and a cooking facility.

Other vessels are boats (made of wood, plastic, rubber and the like) 3 or more meters long or less than 3 meters long if they are equipped with an engine. Included are also motorboats if they do not meet requirements for yachts.

The last published data are considered preliminary, and becomes final within the defined deadline, as foreseen by the Statistical Release Calendar.

When using data please name the source:  
"Data source: Statistical Office of Montenegro"

*More information, as well as detailed methodological explanations can be found in the section: [Tourism](#)*

**Prepared by:** Ivana CIMBALJEVIĆ i Zeljko ZIVKOVIĆ

**Department:** Business Statistics, Foreign Affiliates Statistics and Structural Business Statistics Department  
contact@monstat.org

Contact for media:  
mediji@monstat.org

@monstat\_me

MONSTAT – Statistical Office of Montenegro