

RELEASE 34-2/2022

Release date:

2 June 2022

## Nautical tourism

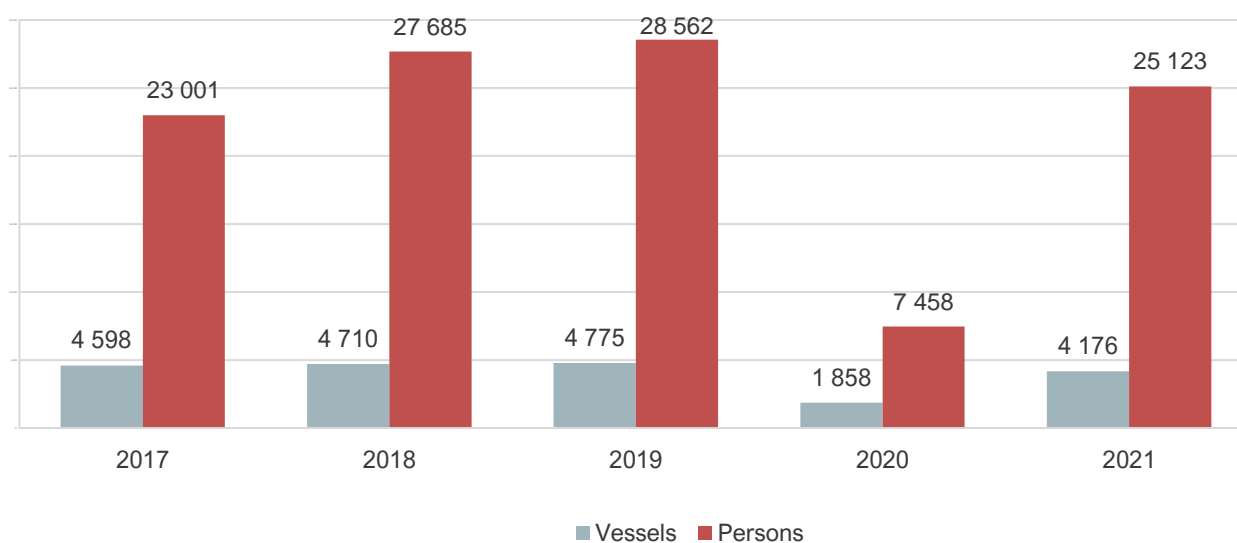
### 2021

In 2021, 4 176 foreign vessels for leisure, sports and recreation entered the internal sea waters of Montenegro. Of these, 3 396 vessels sailed by sea and 780 were transported by land.

According to the type of foreign vessels for leisure, sports and recreation, motor yachts (45.1%) entered the internal sea waters of Montenegro the most, followed by sailing yachts (34.3%) and other vessels (20.6%).

The number of persons on board in 2021 was 25 123. According to citizenship, the largest number of persons arriving on these vessels was from Great Britain (6.0%), Croatia (5.9%), USA (3.7%), Scandinavian countries (2.8%), France (2.7%), Italy (2.4%), Germany (2.2%), Austria (1.9%), Switzerland (1.3%), and other countries (71.1%).

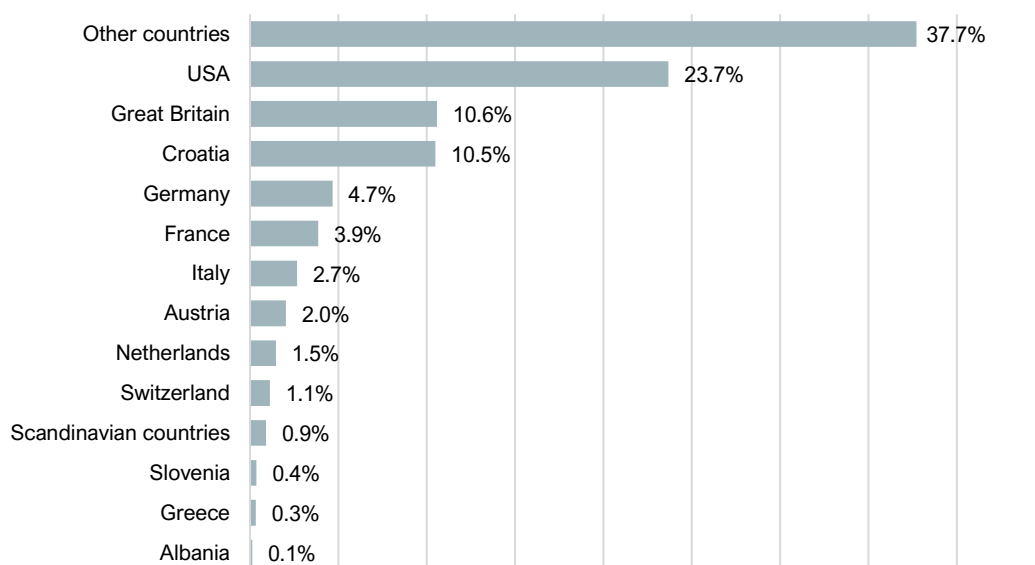
**Graph 1.** Number of foreign vessels and persons on board



**Table 1.** Arrivals of foreign vessels for entertainment, sport or recreation in the internal sea waters of Montenegro, 2021

	Total	By sea	By land	Structure
	(1)=(2)+(3)	(2)	(3)	(1) u %
<b>Total</b>	<b>4 176</b>	<b>3 396</b>	<b>780</b>	<b>100.0</b>
<b>By flag of the vessel</b>				
Albania	5	2	3	0.1
Austria	85	75	10	2.0
France	161	151	10	3.9
Greece	14	13	1	0.3
Croatia	438	431	7	10.5
Netherlands	61	51	10	1.5
Italy	111	103	8	2.7
Germany	195	153	42	4.7
Scandinavian countries	38	31	7	0.9
Slovenia	15	13	2	0.4
Switzerland	47	44	3	1.1
Great Britain	442	404	38	10.6
USA	989	654	335	23.7
Other countries	1 575	1 271	304	37.7
<b>By length of the vessel</b>				
Under 6 m	588	184	404	14.1
6 - 8 m	315	177	138	7.5
8 - 10 m	266	205	61	6.4
10 - 12 m	429	384	45	10.3
12 - 15 m	857	796	61	20.5
15 - 20 m	811	753	58	19.4
Over 20 m	910	897	13	21.8
<b>By type of the vessel</b>				
Motor yachts	1 883	1 706	177	45.1
Sailboats	1 432	1 314	118	34.3
Other	861	376	485	20.6

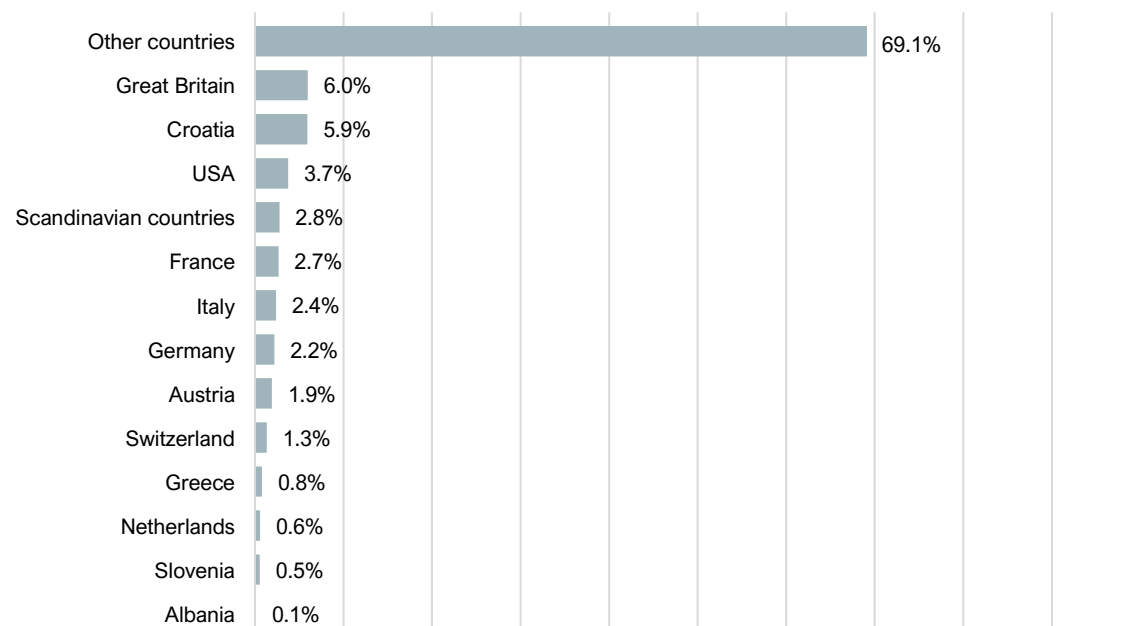
**Graph 2.** Number of vessels by flag, 2021



**Table 2.** Number of persons on board, 2021

	<b>Total</b>	<b>By sea</b>	<b>By land</b>	<b>Structure</b>
	<i>(1)=(2)+(3)</i>	<i>(2)</i>	<i>(3)</i>	<i>(1) u %</i>
<b>Total</b>	<b>25 123</b>	<b>23 523</b>	<b>1 600</b>	<b>100.0</b>
<b>By citizenship</b>				
Albania	27	23	4	0.1
Austria	484	468	16	1.9
France	670	653	17	2.7
Greece	199	192	7	0.8
Croatia	1 484	1 465	19	5.9
Netherlands	142	124	18	0.6
Italy	595	577	18	2.4
Germany	550	503	47	2.2
Scandinavian countries	694	686	8	2.8
Slovenia	138	132	6	0.5
Switzerland	338	320	18	1.3
Great Britain	1 497	1 476	21	6.0
USA	942	875	67	3.7
Other countries	17 363	16 029	1 334	69.1

**Graph 3.** Number of persons on board by citizenship, 2021





## METHODOLOGICAL NOTES

The aim of the statistical survey on nautical tourism is to obtain data traffic from foreign yachts and other vessels intended for leisure, sport and recreation in the territorial sea of Montenegro, as well as the number of persons on board who enter our country. Reporting units in this survey are harbour master's offices and their branch offices. Data collection is carried out using the reporting method (TU-17 form).

Motor yacht is a vessel equipped with an engine intended for entertainment, sport or recreation and having according to the common maritime usage, a cabin with at least two beds, a toilet and cooking facilities.

Sailboat is a vessel intended for entertainment, sport or recreation whose main power is wind and it is equipped with a cabin with at least two beds, a toilet and a cooking facility.

Other vessels are boats (made of wood, plastic, rubber and the like) 3 or more meters long or less than 3 meters long if they are equipped with an engine. Included are also motorboats if they do not meet requirements for yachts.


The last published data are considered preliminary, and becomes final within the defined deadline, as foreseen by the Statistical Release Calendar.

When using data please name the source:  
„Data source: Statistical Office of Montenegro“

*More information, as well as detailed methodological explanations can be found in the section: [Tourism](#)*

**Prepared by:** Ivana CIMBALJEVIĆ i Željko ŽIVKOVIĆ

**Department:** Business Statistics, Foreign Affiliates Statistics and Structural Business Statistics Department  
contact@monstat.org

Contact for media:  
mediji@monstat.org 

@monstat\_me 

MONSTAT – Statistical Office of Montenegro 