

RELEASE 141/2023

Release date: 31 October 2023

Preliminary data

Arrivals and overnight stays in collective accommodation

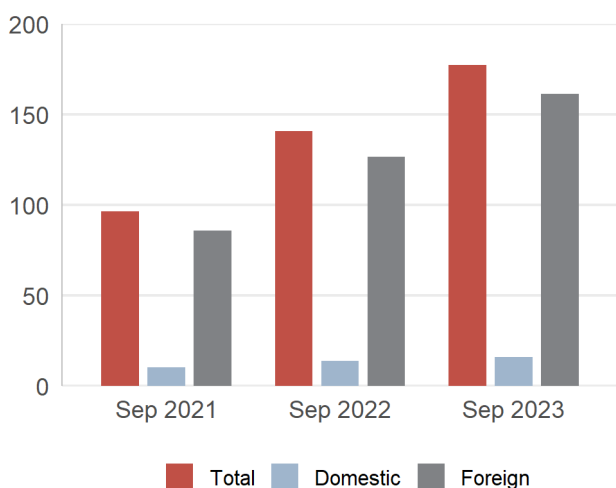
September 2023

In Montenegro in September 2023, in collective accommodation¹ (hotels, vacation facilities, boarding houses, motels, tourist resorts, hostels etc.), tourists realised 177 328 arrivals and 673 185 overnight stays.

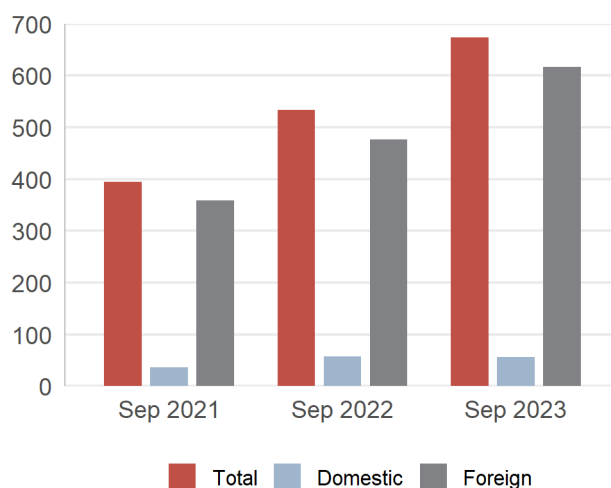
Overnight stays of foreign tourists represent 91.6% while the domestic tourists represent 8.4% of all overnight stays in collective accommodation.

Concerning the structure of overnight stays by types of resorts in September 2023 the most of them were recorded in seaside resorts (90.5%), capital (5.9%), mountain resorts (2.1%) and other resorts (1.5%).

Graph 1. Tourists arrivals, in thous.



Graph 2. Tourists overnights, in thous.



¹ Collective accommodation establishments include hotels, camping sites, tourist resorts, vacation facilities, boarding houses, motels, etc. Collective accommodation establishments do not include individual, so-called "private accommodation" (rented accommodation in houses, rooms and apartments).

Note: The data of the individual, so-called "private accommodation" (rented accommodation in houses, rooms and apartments) will be processed and published annually since 2018, according to the Annual Plan of Official Statistics.

Table 1. Tourists arrivals and overnight stays in collective accommodation by municipalities², September 2023

	Arrivals				Overnight stays			
	foreign	domestic	total	structure	foreign	domestic	total	structure
	(1)	(2)	(3)=(1)+(2)	(3) u %	(1)	(2)	(3)=(1)+(2)	(3) u %
Total	161 392	15 936	177 328	100.0	616 388	56 797	673 185	100.0
Andrijevisa	-	-	-	-	-	-	-	-
Bar	11 408	1 338	12 746	7.2	55 833	4 595	60 428	9.0
Berane	495	222	717	0.4	621	351	972	0.1
Bijelo Polje	299	130	429	0.2	484	255	739	0.1
Budva	65 669	5 615	71 284	40.2	290 261	17 884	308 145	45.8
Cetinje	833	275	1 108	0.6	1 383	1 074	2 457	0.4
Danilovgrad	375	14	389	0.2	746	21	767	0.1
Gusinje	-	-	-	-	-	-	-	-
Herceg Novi	19 254	2 259	21 513	12.1	94 435	16 252	110 687	16.4
Kolasin	3 719	575	4 294	2.4	6 130	999	7 129	1.1
Kotor	13 612	392	14 004	7.9	39 587	1 385	40 972	6.1
Mojkovac	435	81	516	0.3	962	141	1 103	0.2
Niksic	1 393	151	1 544	0.9	2 029	225	2 254	0.3
Petnjica	-	-	-	-	-	-	-	-
Plav	-	-	-	-	-	-	-	-
Pljevlja	332	243	575	0.3	414	384	798	0.1
Pluzine	-	-	-	-	-	-	-	-
Podgorica	19 698	1 409	21 107	11.9	37 172	2 516	39 688	5.9
Rozaje	23	28	51	0.0	42	74	116	0.0
Savnik	-	-	-	-	-	-	-	-
Tivat	9 404	414	9 818	5.5	28 582	996	29 578	4.4
Tuzi	-	-	-	-	-	-	-	-
Ulcinj	9 689	2 232	11 921	6.7	50 514	8 745	59 259	8.8
Zabljak	2 853	361	3 214	1.8	4 988	576	5 564	0.8
Zeta	-	-	-	-	-	-	-	-

Table 2. Tourists arrivals and overnight stays in collective accommodation by type of place³, September 2023

	Arrivals				Overnight stays			
	foreign	domestic	total	structure	foreign	domestic	total	structure
	(1)	(2)	(3)=(1)+(2)	(3) u %	(1)	(2)	(3)=(1)+(2)	(3) u %
Total	161 392	15 936	177 328	100.0	616 388	56 797	673 185	100.0
Capital	19 698	1 409	21 107	11.9	37 172	2 516	39 688	5.9
Seaside resorts	129 036	12 250	141 286	79.7	559 212	49 857	609 069	90.5
Mountain resorts	7 610	1 144	8 754	4.9	12 425	1 955	14 380	2.1
Other resorts	5 048	1 133	6 181	3.5	7 579	2 469	10 048	1.5

² Due to the small number of reporting units, data for the municipalities of Andrijevisa, Gusinje, Petnjica, Plav, Pluzine, Savnik, Tuzi and Zeta were not presented due to the indirect recognition of reporting units. Data confidentiality is defined in Article 54 of the Law on Official Statistics and the Official Statistical System ("Official Gazette of Montenegro", No. 018/12 of 30.03.2012, 047/19 of 12.08.2019). The data for these municipalities shall not be published until the obtaining written approvals of the reporting units as defined in Article 61 of the Law.

³ **Capital city:** Podgorica.

Seaside resorts: Bar, Budva, Kotor, Tivat, Ulcinj i Herceg Novi.

Mountain resorts: Andrijevisa, Gusinje, Kolasin, Plav, Pluzine, Rozaje, Savnik i Zabljak.

Other resorts: Berane, Bijelo Polje, Cetinje, Mojkovac, Nikšić, Petnjica, Pljevlja, Danilovgrad, Tuzi and Zeta.

Table 3. Arrivals and overnight stays of foreign tourists by country of residence in collective accommodation, September 2023

Country	Arrivals	Structure, in %	Overnight stays	Structure, in %
Foreign tourists	161 392	100.0	616 388	100.0
Europe	132 207	81.9	541 304	87.8
Albania	2 983	1.8	6 402	1.0
Austria	3 064	1.9	9 254	1.5
Belgium	2 592	1.6	7 823	1.3
Belarus	319	0.2	1 214	0.2
Bosnia and Herzegovina	6 422	4.0	29 297	4.8
Bulgaria	1 560	1.0	4 206	0.7
Czech Republic	2 100	1.3	12 102	2.0
Denmark	419	0.3	1 341	0.2
Estonia	1 898	1.2	9 794	1.6
Finland	643	0.4	2 335	0.4
France	10 667	6.6	48 880	7.9
Greece	995	0.6	2 385	0.4
Netherlands	2 236	1.4	6 238	1.0
Croatia	2 866	1.8	6 807	1.1
Ireland	847	0.5	3 568	0.6
Iceland	42	0.0	106	0.0
Italy	1 957	1.2	4 293	0.7
Cyprus	139	0.1	381	0.1
Kosovo	4 657	2.9	16 588	2.7
Latvia	803	0.5	4 065	0.7
Lithuania	2 720	1.7	14 065	2.3
Luxembourg	238	0.1	1 011	0.2
Hungary	2 752	1.7	10 014	1.6
Malta	74	0.0	166	0.0
North Macedonia	1 739	1.1	4 553	0.7
Norway	711	0.4	5 478	0.9
Germany	12 321	7.6	51 164	8.3
Poland	8 414	5.2	41 491	6.7
Portugal	454	0.3	995	0.2
Romania	1 374	0.9	4 155	0.7
Russian Federation	4 831	3.0	18 054	2.9
Slovakia	680	0.4	2 939	0.5
Slovenia	2 071	1.3	7 236	1.2
Serbia	20 243	12.5	99 475	16.1
Spain	1 550	1.0	2 916	0.5
Switzerland (including Liechtenstein)	1 499	0.9	4 197	0.7
Sweden	1 417	0.9	4 449	0.7
Turkey	6 986	4.3	17 534	2.8
Ukraine	3 514	2.2	20 352	3.3
United Kingdom	10 646	6.6	50 278	8.2
Other European countries	764	0.5	3 703	0.6
Non-European countries	29 185	18.1	75 084	12.2
South Africa	111	0.1	223	0.0
Other African countries	805	0.5	2 005	0.3
Canada	1 136	0.7	2 558	0.4
USA	6 076	3.8	14 214	2.3
Other Northern American countries	209	0.1	545	0.1
Argentina	108	0.1	257	0.0
Brasil	448	0.3	906	0.1
Chile	61	0.0	141	0.0
Other Central or South American countries	336	0.2	800	0.1
China (including Hong Kong)	2 450	1.5	3 499	0.6
Japan	167	0.1	298	0.0
Republic of Korea	556	0.3	683	0.1
Israel	10 348	6.4	27 606	4.5
India	416	0.3	793	0.1
Azerbaijan	378	0.2	1 619	0.3
United Arab Emirates	866	0.5	3 499	0.6
Other Asian countries	2 776	1.7	11 445	1.9
Australia	1 031	0.6	2 354	0.4
New Zealand	293	0.2	558	0.1
Oceania and other territories	614	0.4	1 081	0.2

METHODOLOGICAL NOTES

Data on tourist traffic in collective accommodation (number of arrivals and overnight stays) have been collected by regular Monthly report on tourists arrivals and overnight stays in the collective accommodation establishments (form TU-11). Reports are made according to guest books which are led by reception of collective accommodation establishments (all types of hotels, vacation facilities, boarding houses, motels, tourist resorts, hostels, etc.). Collective accommodation establishments do not include individual, so-called "private accommodation" (rented accommodation in houses, rooms and apartments).

Tourist is a person who spends at least one night in an accommodation facility or some other object for accommodation of tourist, in a place other than his/her place of permanent residence for the reasons of rest or recreation, health, studies, sports, religion, family, business, public missions or meetings. Tourists do not include migrants, border workers, diplomats, member of military forces in the regular duty, refugees, etc. Tourists are not persons who stays longer than 12 consecutive months in place visited, persons engaged in some activity funded from the place of the visit, persons who regularly, daily and weekly travel to the place for work or study, migrants, border workers, diplomatic and consular representatives, refugees, displaced persons, persons in transit who do not formally enter the country, permanent residents who travel to another place with the intention to reside there permanently, people who are temporarily working in Montenegro and receive a salary for their work.

Domestic tourist is a person with permanent residence in Montenegro who temporarily resides in any place of Montenegro, and spends at least one night in accommodation facility.

Foreign tourist is a person with permanent residence outside Montenegro, who temporarily resides in any place in Montenegro, and spends at least one night in an accommodation facility.



The last published data are considered preliminary, and becomes final within the defined deadline, as forseen by the Statistical Release Calendar.

When using data please name the source:
„Data source: Statistical Office of Montenegro“

More information, as well as detailed methodological explanations can be found in the section: [Tourism](#)

Prepared by: Ivana CIMBALJEVIC and Zeljko ZIVKOVIC

Department: Business Statistics, Foreign Affiliates Statistics and Structural **Business** Statistics Department
contact@monstat.org

Contact for media:
mediji@monstat.org 
@monstat_me 

MONSTAT – Statistical Office of Montenegro 