

RELEASE 102/2023

Date of publishing: 27 July 2023

Preliminary data

Arrivals and overnight stays in collective accommodation

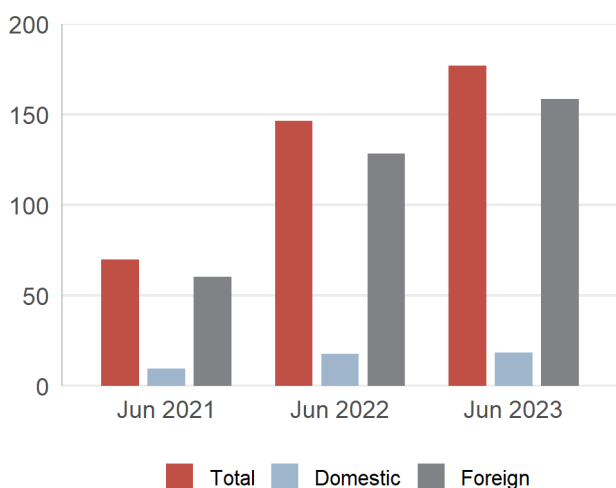
June 2023

In Montenegro in June 2023, in collective accommodation¹ (hotels, vacation facilities, boarding houses, motels, tourist resorts, hostels etc.), tourists realised 176 944 arrivals and 675 245 overnight stays.

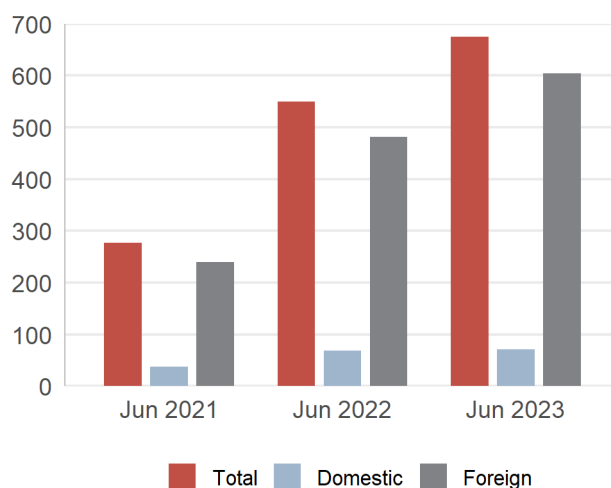
Overnight stays of foreign tourists represent 89.4% while the domestic tourists represent 10.6% of all overnight stays in collective accommodation.

Concerning the structure of overnight stays by types of resorts in June 2023 the most of them were recorded in seaside resorts (90.8%), capital (5.2%), mountain resorts (2.1%) and other resorts (1.9%).

Graph 1. Tourists arrivals, in thous.



Graph 2. Tourists overnights, in thous.



¹ Collective accommodation establishments include hotels, camping sites, tourist resorts, vacation facilities, boarding houses, motels, etc. Collective accommodation establishments do not include individual, so-called "private accommodation" (rented accommodation in houses, rooms and apartments).

Note: The data of the individual, so-called "private accommodation" (rented accommodation in houses, rooms and apartments) will be processed and published annually since 2018, according to the Annual Plan of Official Statistics.

Table 1. Tourists arrivals and overnight stays in collective accommodation by municipalities², June 2023

	Arrivals				Overnight stays			
	foreign	domestic	total	structure	foreign	domestic	total	structure
	(1)	(2)	(3)=(1)+(2)	(3) u %	(1)	(2)	(3)=(1)+(2)	(3) u %
Total	158 527	18 417	176 944	100.0	603 594	71 651	675 245	100.0
Andrijevica	-	-	-	-	-	-	-	-
Bar	12 123	2 187	14 310	8.1	58 450	8 081	66 531	9.9
Berane	405	243	648	0.4	581	555	1 136	0.2
Bijelo Polje	247	117	364	0.2	573	292	865	0.1
Budva	66 344	6 253	72 597	41.0	292 361	23 879	316 240	46.8
Cetinje	565	717	1 282	0.7	949	3 009	3 958	0.6
Danilovgrad	350	43	393	0.2	487	86	573	0.1
Gusinje	-	-	-	-	-	-	-	-
Herceg Novi	18 041	2 001	20 042	11.3	90 573	14 288	104 861	15.5
Kolasin	3 053	501	3 554	2.0	5 476	1 070	6 546	1.0
Kotor	13 288	807	14 095	8.0	34 677	2 018	36 695	5.4
Mojkovac	445	96	541	0.3	773	167	940	0.1
Niksic	979	576	1 555	0.9	1 706	1 379	3 085	0.5
Petnjica	-	-	-	-	-	-	-	-
Plav	-	-	-	-	-	-	-	-
Pljevlja	351	146	497	0.3	500	308	808	0.1
Pluzine	-	-	-	-	-	-	-	-
Podgorica	18 012	1 282	19 294	10.9	32 425	2 958	35 383	5.2
Rozaje	20	13	33	0.0	36	30	66	0.0
Savnik	-	-	-	-	-	-	-	-
Tivat	8 998	570	9 568	5.4	25 612	2 154	27 766	4.1
Tuzi	-	-	-	-	-	-	-	-
Ulcinj	10 260	2 405	12 665	7.2	50 844	10 174	61 018	9.0
Zabljak	2 950	337	3 287	1.9	4 931	1 005	5 936	0.9
Zeta	-	-	-	-	-	-	-	-

Table 2. Tourists arrivals and overnight stays in collective accommodation by type of place³, June 2023

	Arrivals				Overnight stays			
	foreign	domestic	total	structure	foreign	domestic	total	structure
	(1)	(2)	(3)=(1)+(2)	(3) u %	(1)	(2)	(3)=(1)+(2)	(3) u %
Total	158 527	18 417	176 944	100.0	603 594	71 651	675 245	100.0
Capital	18 012	1 282	19 294	10.9	32 425	2 958	35 383	5.2
Seaside resorts	129 054	14 223	143 277	81.0	552 517	60 594	613 111	90.8
Mountain resorts	6 990	953	7 943	4.5	11 825	2 268	14 093	2.1
Other resorts	4 471	1 959	6 430	3.6	6 827	5 831	12 658	1.9

² Due to the small number of reporting units, data for the municipalities of Andrijevica, Gusinje, Petnjica, Plav, Pluzine, Savnik, Tuzi and Zeta were not presented due to the indirect recognition of reporting units. Data confidentiality is defined in Article 54 of the Law on Official Statistics and the Official Statistical System ("Official Gazette of Montenegro", No. 018/12 of 30.03.2012, 047/19 of 12.08.2019). The data for these municipalities shall not be published until the obtaining written approvals of the reporting units as defined in Article 61 of the Law.

³ **Capital city:** Podgorica.

Seaside resorts: Bar, Budva, Kotor, Tivat, Ulcinj i Herceg Novi.

Mountain resorts: Andrijevica, Gusinje, Kolasin, Plav, Pluzine, Rozaje, Savnik i Zabljak.

Other resorts: Berane, Bijelo Polje, Cetinje, Mojkovac, Nikšić, Petnjica, Pljevlja, Danilovgrad, Tuzi and Zeta.

Table 3. Arrivals and overnight stays of foreign tourists by country of residence in collective accommodation, June 2023

Country	Arrivals	Structure, in %	Overnight stays	Structure, in %
Foreign tourists	158 527	100.0	603 594	100.0
Europe	126 487	79.8	517 169	85.7
Albania	2 323	1.5	5 350	0.9
Austria	2 513	1.6	7 601	1.3
Belgium	1 560	1.0	4 635	0.8
Belarus	294	0.2	1 202	0.2
Bosnia and Herzegovina	9 869	6.2	44 371	7.4
Bulgaria	637	0.4	1 879	0.3
Czech Republic	2 071	1.3	9 636	1.6
Denmark	405	0.3	1 229	0.2
Estonia	1 962	1.2	9 407	1.6
Finland	647	0.4	2 498	0.4
France	7 249	4.6	37 616	6.2
Greece	824	0.5	1 493	0.2
Netherlands	1 653	1.0	4 116	0.7
Croatia	3 035	1.9	8 269	1.4
Ireland	624	0.4	2 258	0.4
Iceland	116	0.1	337	0.1
Italy	2 134	1.3	4 637	0.8
Cyprus	110	0.1	258	0.0
Kosovo	4 233	2.7	14 508	2.4
Latvia	1 132	0.7	5 709	0.9
Lithuania	2 906	1.8	14 427	2.4
Luxembourg	162	0.1	630	0.1
Hungary	2 548	1.6	8 475	1.4
Malta	85	0.1	158	0.0
North Macedonia	1 341	0.8	3 712	0.6
Norway	781	0.5	4 805	0.8
Germany	9 139	5.8	38 540	6.4
Poland	7 579	4.8	34 722	5.8
Portugal	394	0.2	901	0.1
Romania	1 531	1.0	4 483	0.7
Russian Federation	4 112	2.6	16 365	2.7
Slovakia	773	0.5	2 824	0.5
Slovenia	3 370	2.1	15 848	2.6
Serbia	23 287	14.7	108 817	18.0
Spain	1 589	1.0	2 741	0.5
Switzerland (including Liechtenstein)	1 200	0.8	3 066	0.5
Sweden	1 031	0.7	3 526	0.6
Turkey	7 284	4.6	17 254	2.9
Ukraine	4 314	2.7	23 129	3.8
United Kingdom	8 546	5.4	41 521	6.9
Other European countries	1 124	0.7	4 216	0.7
Non-European countries	32 040	20.2	86 425	14.3
South Africa	187	0.1	658	0.1
Other African countries	699	0.4	1 740	0.3
Canada	839	0.5	2 066	0.3
USA	5 063	3.2	13 149	2.2
Other Northern American countries	65	0.0	157	0.0
Argentina	93	0.1	202	0.0
Brasil	421	0.3	872	0.1
Chile	48	0.0	86	0.0
Other Central or South American countries	337	0.2	668	0.1
China (including Hong Kong)	2 840	1.8	3 875	0.6
Japan	175	0.1	242	0.0
Republic of Korea	658	0.4	731	0.1
Israel	12 669	8.0	36 581	6.1
India	547	0.3	1 126	0.2
Azerbaijan	415	0.3	1 875	0.3
United Arab Emirates	524	0.3	1 102	0.2
Other Asian countries	4 270	2.7	15 413	2.6
Australia	1 051	0.7	2 828	0.5
New Zealand	176	0.1	363	0.1
Oceania and other territories	963	0.6	2 691	0.4

METHODOLOGICAL NOTES

Data on tourist traffic in collective accommodation (number of arrivals and overnight stays) have been collected by regular Monthly report on tourists arrivals and overnight stays in the collective accommodation establishments (form TU-11). Reports are made according to guest books which are led by reception of collective accommodation establishments (all types of hotels, vacation facilities, boarding houses, motels, tourist resorts, hostels, etc.). Collective accommodation establishments do not include individual, so-called "private accommodation" (rented accommodation in houses, rooms and apartments).

Tourist is a person who spends at least one night in an accommodation facility or some other object for accommodation of tourist, in a place other than his/her place of permanent residence for the reasons of rest or recreation, health, studies, sports, religion, family, business, public missions or meetings. Tourists do not include migrants, border workers, diplomats, member of military forces in the regular duty, refugees, etc. Tourists are not persons who stays longer than 12 consecutive months in place visited, persons engaged in some activity funded from the place of the visit, persons who regularly, daily and weekly travel to the place for work or study, migrants, border workers, diplomatic and consular representatives, refugees, displaced persons, persons in transit who do not formally enter the country, permanent residents who travel to another place with the intention to reside there permanently, people who are temporarily working in Montenegro and receive a salary for their work.

Domestic tourist is a person with permanent residence in Montenegro who temporarily resides in any place of Montenegro, and spends at least one night in accommodation facility.

Foreign tourist is a person with permanent residence outside Montenegro, who temporarily resides in any place in Montenegro, and spends at least one night in an accommodation facility.



The last published data are considered preliminary, and becomes final within the defined deadline, as forseen by the Statistical Release Calendar.

When using data please name the source:
„Data source: Statistical Office of Montenegro“

More information, as well as detailed methodological explanations can be found in the section: [Tourism](#)

Prepared by: Ivana CIMBALJEVIĆ i Željko ŽIVKOVIĆ

Department: Business Statistics, Foreign Affiliates Statistics and Structural **Business** Statistics Department
contact@monstat.org

Contact for media:
mediji@monstat.org 
@monstat_me 

MONSTAT – Statistical Office of Montenegro 