

RELEASE 159/2023

Release date: 30 November 2023

Preliminary data

Arrivals and overnight stays in collective accommodation

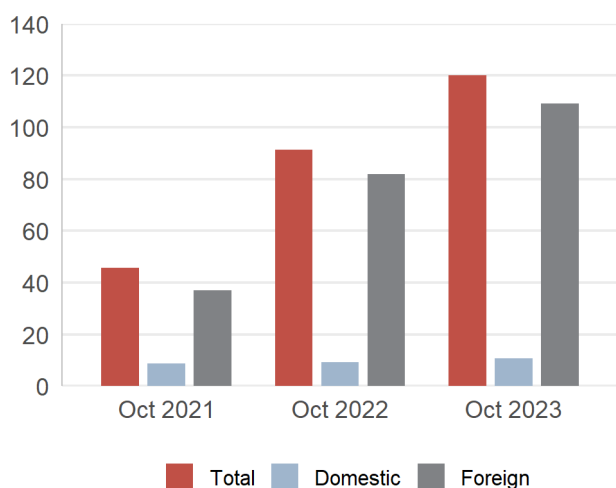
October 2023

In Montenegro in October 2023, in collective accommodation¹ (hotels, vacation facilities, boarding houses, motels, tourist resorts, hostels etc.), tourists realised 120 021 arrivals and 341 028 overnight stays.

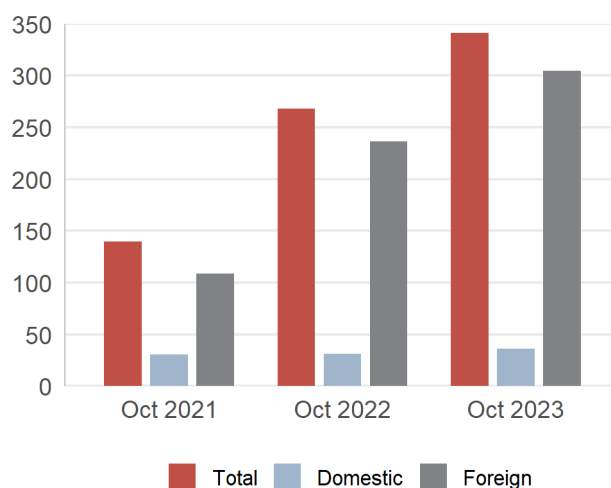
Overnight stays of foreign tourists represent 89.3% while the domestic tourists represent 10.7% of all overnight stays in collective accommodation.

Concerning the structure of overnight stays by types of resorts in October 2023 the most of them were recorded in seaside resorts (86.5%), capital (9.0%), mountain resorts (2.4%) and other resorts (2.0%).

Graph 1. Tourists arrivals, in thous.



Graph 2. Tourists overnights, in thous.



¹ Collective accommodation establishments include hotels, camping sites, tourist resorts, vacation facilities, boarding houses, motels, etc. Collective accommodation establishments do not include individual, so-called "private accommodation" (rented accommodation in houses, rooms and apartments).

Note: The data of the individual, so-called "private accommodation" (rented accommodation in houses, rooms and apartments) will be processed and published annually since 2018, according to the Annual Plan of Official Statistics.

Table 1. Tourists arrivals and overnight stays in collective accommodation by municipalities², October 2023

	Arrivals				Overnight stays			
	foreign	domestic	total	structure	foreign	domestic	total	structure
	(1)	(2)	(3)=(1)+(2)	(3) u %	(1)	(2)	(3)=(1)+(2)	(3) u %
Total	109 195	10 826	120 021	100.0	304 572	36 456	341 028	100.0
Andrijevisa	-	-	-	-	-	-	-	-
Bar	3 723	441	4 164	3.5	15 996	821	16 817	4.9
Berane	402	304	706	0.6	532	460	992	0.3
Bijelo Polje	187	148	335	0.3	313	280	593	0.2
Budva	47 551	3 203	50 754	42.3	139 212	6 225	145 437	42.6
Cetinje	367	62	429	0.4	627	404	1 031	0.3
Danilovgrad	250	80	330	0.3	446	124	570	0.2
Gusinje	-	-	-	-	-	-	-	-
Herceg Novi	15 071	1 516	16 587	13.8	51 164	16 081	67 245	19.7
Kolasin	2 208	769	2 977	2.5	3 786	1 305	5 091	1.5
Kotor	8 071	363	8 434	7.0	19 347	720	20 067	5.9
Mojkovac	231	33	264	0.2	538	77	615	0.2
Niksic	888	166	1 054	0.9	1 296	327	1 623	0.5
Petnjica	-	-	-	-	-	-	-	-
Plav	-	-	-	-	-	-	-	-
Pljevlja	296	194	490	0.4	465	341	806	0.2
Pluzine	-	-	-	-	-	-	-	-
Podgorica	15 876	1 393	17 269	14.4	27 916	2 927	30 843	9.0
Rozaje	16	20	36	0.0	32	84	116	0.0
Savnik	-	-	-	-	-	-	-	-
Tivat	7 166	561	7 727	6.4	16 878	1 106	17 984	5.3
Tuzi	-	-	-	-	-	-	-	-
Ulcinj	4 474	1 271	5 745	4.8	22 828	4 674	27 502	8.1
Zabljak	1 416	247	1 663	1.4	1 963	411	2 374	0.7
Zeta	-	-	-	-	-	-	-	-

Table 2. Tourists arrivals and overnight stays in collective accommodation by type of place³, October 2023

	Arrivals				Overnight stays			
	foreign	domestic	total	structure	foreign	domestic	total	structure
	(1)	(2)	(3)=(1)+(2)	(3) u %	(1)	(2)	(3)=(1)+(2)	(3) u %
Total	109 195	10 826	120 021	100.0	304 572	36 456	341 028	100.0
Capital	15 876	1 393	17 269	14.4	27 916	2 927	30 843	9.0
Seaside resorts	86 056	7 355	93 411	77.8	265 425	29 627	295 052	86.5
Mountain resorts	3 983	1 077	5 060	4.2	6 310	1 857	8 167	2.4
Other resorts	3 280	1 001	4 281	3.6	4 921	2 045	6 966	2.0

² Due to the small number of reporting units, data for the municipalities of Andrijevisa, Gusinje, Petnjica, Plav, Pluzine, Savnik, Tuzi and Zeta were not presented due to the indirect recognition of reporting units. Data confidentiality is defined in Article 54 of the Law on Official Statistics and the Official Statistical System ("Official Gazette of Montenegro", No. 018/12 of 30.03.2012, 047/19 of 12.08.2019). The data for these municipalities shall not be published until the obtaining written approvals of the reporting units as defined in Article 61 of the Law.

³ **Capital city:** Podgorica.

Seaside resorts: Bar, Budva, Kotor, Tivat, Ulcinj i Herceg Novi.

Mountain resorts: Andrijevisa, Gusinje, Kolasin, Plav, Pluzine, Rozaje, Savnik i Zabljak.

Other resorts: Berane, Bijelo Polje, Cetinje, Mojkovac, Nikšić, Petnjica, Pljevlja, Danilovgrad, Tuzi and Zeta.

Table 3. Arrivals and overnight stays of foreign tourists by country of residence in collective accommodation, October 2023

Country	Arrivals	Structure, in %	Overnight stays	Structure, in %
Foreign tourists	109 195	100.0	304 572	100.0
Europe	87 269	79.9	261 879	86.0
Albania	2 529	2.3	3 918	1.3
Austria	1 982	1.8	6 359	2.1
Belgium	1 701	1.6	4 232	1.4
Belarus	206	0.2	543	0.2
Bosnia and Herzegovina	2 224	2.0	5 015	1.6
Bulgaria	970	0.9	2 167	0.7
Czech Republic	351	0.3	1 063	0.3
Denmark	2 816	2.6	8 571	2.8
Estonia	546	0.5	2 778	0.9
Finland	1 994	1.8	6 490	2.1
France	7 603	7.0	23 796	7.8
Greece	827	0.8	1 408	0.5
Netherlands	2 656	2.4	7 495	2.5
Croatia	2 869	2.6	5 837	1.9
Ireland	602	0.6	2 676	0.9
Iceland	179	0.2	676	0.2
Italy	1 471	1.3	3 064	1.0
Cyprus	75	0.1	141	0.0
Kosovo	1 392	1.3	3 717	1.2
Latvia	168	0.2	483	0.2
Lithuania	902	0.8	4 386	1.4
Luxembourg	43	0.0	77	0.0
Hungary	895	0.8	2 184	0.7
Malta	84	0.1	234	0.1
North Macedonia	949	0.9	1 932	0.6
Norway	1 842	1.7	5 961	2.0
Germany	12 885	11.8	47 273	15.5
Poland	2 549	2.3	9 056	3.0
Portugal	211	0.2	530	0.2
Romania	1 100	1.0	2 288	0.8
Russian Federation	3 265	3.0	8 588	2.8
Slovakia	197	0.2	344	0.1
Slovenia	1 528	1.4	3 317	1.1
Serbia	6 455	5.9	14 636	4.8
Spain	818	0.7	1 687	0.6
Switzerland (including Liechtenstein)	885	0.8	2 045	0.7
Sweden	3 691	3.4	12 883	4.2
Turkey	5 838	5.3	12 332	4.0
Ukraine	759	0.7	3 387	1.1
United Kingdom	8 749	8.0	37 224	12.2
Other European countries	463	0.4	1 086	0.4
Non-European countries	21 926	20.1	42 693	14.0
South Africa	111	0.1	305	0.1
Other African countries	1 163	1.1	3 060	1.0
Canada	696	0.6	1 419	0.5
USA	3 558	3.3	7 327	2.4
Other Northern American countries	156	0.1	232	0.1
Argentina	68	0.1	162	0.1
Brazil	255	0.2	532	0.2
Chile	26	0.0	57	0.0
Other Central or South American countries	569	0.5	1 016	0.3
China (including Hong Kong)	5 332	4.9	7 058	2.3
Japan	263	0.2	389	0.1
Republic of Korea	263	0.2	304	0.1
Israel	5 052	4.6	12 860	4.2
India	652	0.6	1 213	0.4
Azerbaijan	127	0.1	264	0.1
United Arab Emirates	199	0.2	762	0.3
Other Asian countries	2 533	2.3	3 952	1.3
Australia	489	0.4	1 161	0.4
New Zealand	88	0.1	217	0.1
Oceania and other territories	326	0.3	403	0.1

METHODOLOGICAL NOTES

Data on tourist traffic in collective accommodation (number of arrivals and overnight stays) have been collected by regular Monthly report on tourists arrivals and overnight stays in the collective accommodation establishments (form TU-11). Reports are made according to guest books which are led by reception of collective accommodation establishments (all types of hotels, vacation facilities, boarding houses, motels, tourist resorts, hostels, etc.). Collective accommodation establishments do not include individual, so-called "private accommodation" (rented accommodation in houses, rooms and apartments).

Tourist is a person who spends at least one night in an accommodation facility or some other object for accommodation of tourist, in a place other than his/her place of permanent residence for the reasons of rest or recreation, health, studies, sports, religion, family, business, public missions or meetings. Tourists do not include migrants, border workers, diplomats, member of military forces in the regular duty, refugees, etc. Tourists are not persons who stays longer than 12 consecutive months in place visited, persons engaged in some activity funded from the place of the visit, persons who regularly, daily and weekly travel to the place for work or study, migrants, border workers, diplomatic and consular representatives, refugees, displaced persons, persons in transit who do not formally enter the country, permanent residents who travel to another place with the intention to reside there permanently, people who are temporarily working in Montenegro and receive a salary for their work.

Domestic tourist is a person with permanent residence in Montenegro who temporarily resides in any place of Montenegro, and spends at least one night in accommodation facility.

Foreign tourist is a person with permanent residence outside Montenegro, who temporarily resides in any place in Montenegro, and spends at least one night in an accommodation facility.



The last published data are considered preliminary, and becomes final within the defined deadline, as forseen by the Statistical Release Calendar.

When using data please name the source:
„Data source: Statistical Office of Montenegro“

More information, as well as detailed methodological explanations can be found in the section: [Tourism](#)

Prepared by: Željko ŽIVKOVIĆ

Department: Business Statistics, Foreign Affiliates Statistics and Structural **Business** Statistics Department
contact@monstat.org

Contact for media:
mediji@monstat.org 
@monstat_me 

MONSTAT – Statistical Office of Montenegro 