

RELEASE 124-2/2022

Date of publishing: 27 October 2022

Arrivals and overnight stays in collective accommodation

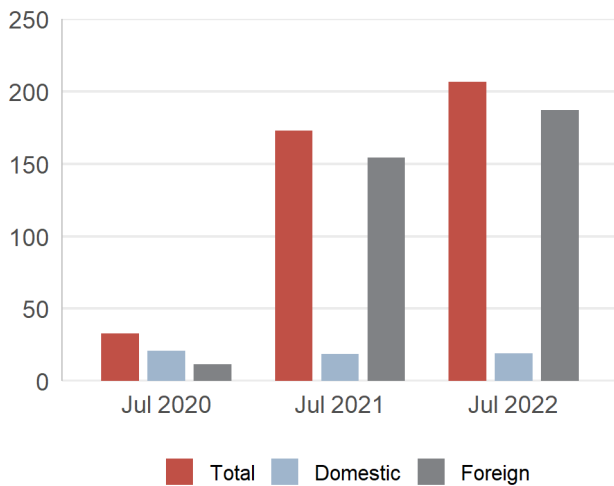
July 2022

In Montenegro in July 2022, in collective accommodation¹ (hotels, vacation facilities, boarding houses, motels, tourist resorts, hostels etc.), tourists realised 206 303 arrivals and 950 900 overnight stays.

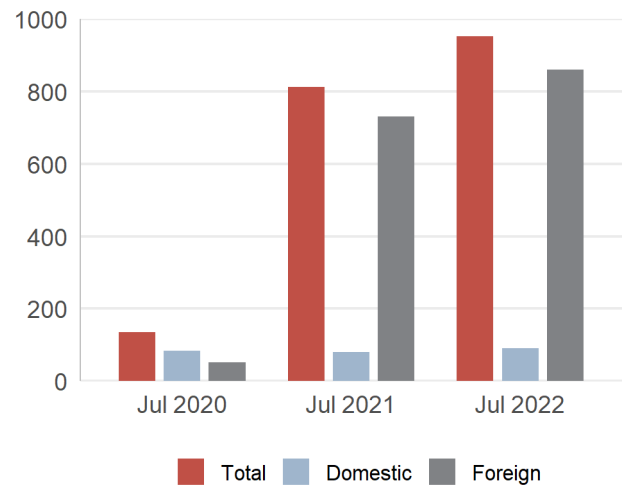
Overnight stays of foreign tourists represent 90.4% while the domestic tourists represent 9.6% of all overnight stays in collective accommodation.

Concerning the structure of overnight stays by types of resorts in July 2022 the most of them were recorded in seaside resorts (92.2%), capital (4.3%), mountain resorts (2.0%) and other resorts (1.4%).

Graph 1. Tourists arrivals, in thous.



Graph 2. Tourists overnights, in thous.



¹ Collective accommodation establishments include hotels, camping sites, tourist resorts, vacation facilities, boarding houses, motels, etc. Collective accommodation establishments do not include individual, so-called "private accommodation" (rented accommodation in houses, rooms and apartments).

Note: The data of the individual, so-called "private accommodation" (rented accommodation in houses, rooms and apartments) will be processed and published annually since 2018, according to the Annual Plan of Official Statistics.

Table 1. Tourists arrivals and overnight stays in collective accommodation by municipalities², July 2022

	Arrivals				Overnight stays			
	foreign	domestic	total	structure	foreign	domestic	total	structure
	(1)	(2)	(3)=(1)+(2)	(3) u %	(1)	(2)	(3)=(1)+(2)	(3) u %
Total	187 087	19 216	206 303	100.0	859 858	91 042	950 900	100.0
Andrijevisa	-	-	-	-	-	-	-	-
Bar	20 528	1 969	22 497	10.9	116 400	9 851	126 251	13.3
Berane	468	224	692	0.3	643	313	956	0.1
Bijelo Polje	633	265	898	0.4	863	416	1 279	0.1
Budva	72 176	6 197	78 373	38.0	378 795	28 360	407 155	42.8
Cetinje	687	510	1 197	0.6	1 010	2 747	3 757	0.4
Danilovgrad	359	47	406	0.2	807	98	905	0.1
Gusinje	-	-	-	-	-	-	-	-
Herceg Novi	23 883	2 659	26 542	12.9	138 130	22 952	161 082	16.9
Kolasin	2 212	1 006	3 218	1.6	4 765	3 482	8 247	0.9
Kotor	13 184	1 169	14 353	7.0	39 434	3 286	42 720	4.5
Mojkovac	565	141	706	0.3	969	296	1 265	0.1
Niksic	1 294	150	1 444	0.7	3 029	668	3 697	0.4
Petnjica	-	-	-	-	-	-	-	-
Plav	-	-	-	-	-	-	-	-
Pljevlja	199	161	360	0.2	273	676	949	0.1
Pluzine	-	-	-	-	-	-	-	-
Podgorica	18 319	1 304	19 623	9.5	38 880	2 484	41 364	4.3
Rozaje	24	25	49	0.0	93	99	192	0.0
Savnik	-	-	-	-	-	-	-	-
Tivat	9 284	612	9 896	4.8	34 549	3 088	37 637	4.0
Tuzi	-	-	-	-	-	-	-	-
Ulcinj	18 633	1 680	20 313	9.8	93 188	8 955	102 143	10.7
Zabljak	2 886	934	3 820	1.9	5 228	2 968	8 196	0.9

Table 2. Tourists arrivals and overnight stays in collective accommodation by type of place³, July 2022

	Arrivals				Overnight stays			
	foreign	domestic	total	structure	foreign	domestic	total	structure
	(1)	(2)	(3)=(1)+(2)	(3) u %	(1)	(2)	(3)=(1)+(2)	(3) u %
Total	187 087	19 216	206 303	100.0	859 858	91 042	950 900	100.0
Capital	18 319	1 304	19 623	9.5	38 880	2 484	41 364	4.3
Seaside resorts	157 688	14 286	171 974	83.4	800 496	76 492	876 988	92.2
Mountain resorts	6 329	2 128	8 457	4.1	12 305	6 852	19 157	2.0
Other resorts	4 751	1 498	6 249	3.0	8 177	5 214	13 391	1.4

² Due to the small number of reporting units, data for the municipalities of Andrijevisa, Gusinje, Petnjica, Plav, Pluzine, Savnik and Tuzi were not presented due to the indirect recognition of reporting units. Data confidentiality is defined in Article 54 of the Law on Official Statistics and the Official Statistical System ("Official Gazette of Montenegro", No. 018/12 of 30.03.2012, 047/19 of 12.08.2019). The data for these municipalities shall not be published until the obtaining written approvals of the reporting units as defined in Article 61 of the Law.

³ **Capital city:** Podgorica.

Seaside resorts: Bar, Budva, Kotor, Tivat, Ulcinj i Herceg Novi.

Mountain resorts: Andrijevisa, Gusinje, Kolasin, Plav, Pluzine, Rozaje, Savnik i Zabljak.

Other resorts: Berane, Bijelo Polje, Cetinje, Mojkovac, Nikšić, Petnjica, Pljevlja, Danilovgrad i Tuzi.

Table 3. Arrivals and overnight stays of foreign tourists by country of residence in collective accommodation, July 2022

Country	Arrivals	Structure, in %	Overnight stays	Structure, in %
Foreign tourists	187 087	100.0	859 858	100.0
Europe	160 498	85.8	774 559	90.1
Albania	3 322	1.8	9 474	1.1
Austria	2 813	1.5	10 302	1.2
Belgium	3 711	2.0	12 442	1.4
Belarus	593	0.3	1 931	0.2
Bosnia and Herzegovina	15 089	8.1	81 438	9.5
Bulgaria	776	0.4	2 468	0.3
Czech Republic	2 079	1.1	8 355	1.0
Denmark	1 590	0.8	6 243	0.7
Estonia	1 077	0.6	6 405	0.7
Finland	957	0.5	3 453	0.4
France	8 572	4.6	39 336	4.6
Greece	657	0.4	1 479	0.2
Netherlands	2 752	1.5	8 280	1.0
Croatia	2 719	1.5	9 525	1.1
Ireland	668	0.4	2 352	0.3
Iceland	134	0.1	415	0.0
Italy	2 247	1.2	6 118	0.7
Cyprus	85	0.0	160	0.0
Kosovo	6 435	3.4	26 085	3.0
Latvia	458	0.2	2 300	0.3
Lithuania	1 570	0.8	8 829	1.0
Luxembourg	302	0.2	1 137	0.1
Hungary	3 254	1.7	16 449	1.9
Malta	77	0.0	230	0.0
North Macedonia	1 796	1.0	6 673	0.8
Norway	1 860	1.0	11 634	1.4
Germany	9 746	5.2	45 275	5.3
Poland	6 594	3.5	33 973	4.0
Portugal	490	0.3	1 058	0.1
Romania	2 221	1.2	8 703	1.0
Russian Federation	4 031	2.2	17 978	2.1
Slovakia	1 321	0.7	7 379	0.9
Slovenia	2 954	1.6	13 512	1.6
Serbia	42 352	22.6	257 547	30.0
Spain	1 555	0.8	3 402	0.4
Switzerland (including Liechtenstein)	4 736	2.5	19 050	2.2
Sweden	2 812	1.5	12 504	1.5
Turkey	3 893	2.1	10 847	1.3
Ukraine	3 402	1.8	19 561	2.3
United Kingdom	7 609	4.1	34 796	4.0
Other European countries	1 189	0.6	5 461	0.6
Non-European countries	26 589	14.2	85 299	9.9
South Africa	158	0.1	405	0.0
Other African countries	608	0.3	1 504	0.2
Canada	868	0.5	2 843	0.3
USA	5 427	2.9	16 095	1.9
Other Northern American countries	184	0.1	451	0.1
Argentina	68	0.0	163	0.0
Brasil	294	0.2	665	0.1
Chile	41	0.0	108	0.0
Other Central or South American countries	359	0.2	752	0.1
China (including Hong Kong)	639	0.3	1 701	0.2
Japan	62	0.0	132	0.0
Republic of Korea	69	0.0	140	0.0
Israel	9 673	5.2	28 787	3.3
India	446	0.2	1 099	0.1
Azerbaijan	641	0.3	3 258	0.4
United Arab Emirates	474	0.3	1 439	0.2
Other Asian countries	5 047	2.7	21 531	2.5
Australia	939	0.5	2 883	0.3
New Zealand	154	0.1	375	0.0
Oceania and other territories	438	0.2	968	0.1

METHODOLOGICAL NOTES

Data on tourist traffic in collective accommodation (number of arrivals and overnight stays) have been collected by regular Monthly report on tourists arrivals and overnight stays in the collective accommodation establishments (form TU-11). Reports are made according to guest books which are led by reception of collective accommodation establishments (all types of hotels, vacation facilities, boarding houses, motels, tourist resorts, hostels, etc.). Collective accommodation establishments do not include individual, so-called "private accommodation" (rented accommodation in houses, rooms and apartments).

Tourist is a person who spends at least one night in an accommodation facility or some other object for accommodation of tourist, in a place other than his/her place of permanent residence for the reasons of rest or recreation, health, studies, sports, religion, family, business, public missions or meetings. Tourists do not include migrants, border workers, diplomats, member of military forces in the regular duty, refugees, etc. Tourists are not persons who stays longer than 12 consecutive months in place visited, persons engaged in some activity funded from the place of the visit, persons who regularly, daily and weekly travel to the place for work or study, migrants, border workers, diplomatic and consular representatives, refugees, displaced persons, persons in transit who do not formally enter the country, permanent residents who travel to another place with the intention to reside there permanently, people who are temporarily working in Montenegro and receive a salary for their work.

Domestic tourist is a person with permanent residence in Montenegro who temporarily resides in any place of Montenegro, and spends at least one night in accommodation facility.

Foreign tourist is a person with permanent residence outside Montenegro, who temporarily resides in any place in Montenegro, and spends at least one night in an accommodation facility.



The last published data are considered preliminary, and becomes final within the defined deadline, as forseen by the Statistical Release Calendar.

When using data please name the source:
„Data source: Statistical Office of Montenegro“

More information, as well as detailed methodological explanations can be found in the section: [Tourism](#)

Prepared by: Ivana CIMBALJEVIĆ i Željko ŽIVKOVIĆ

Department: Business Statistics, Foreign Affiliates Statistics and Structural **Business** Statistics Department
contact@monstat.org

Contact for media:
mediji@monstat.org 
@monstat_me 

MONSTAT – Statistical Office of Montenegro 