

RELEASE 90/2022

Date of publishing: 30 June 2022

Preliminary data

Arrivals and overnight stays in collective accommodation

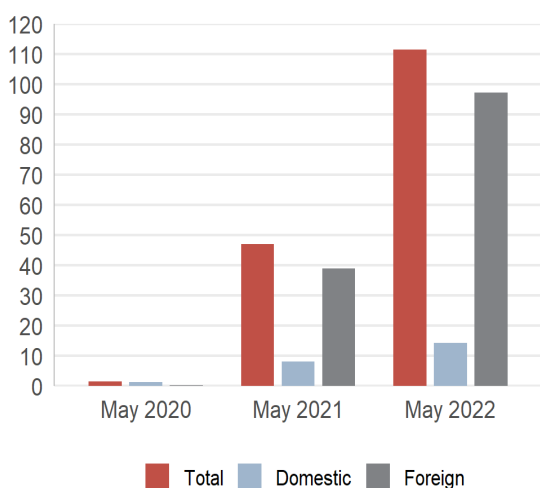
May 2022

In Montenegro in May 2022, in collective accommodation¹ (hotels, vacation facilities, boarding houses, motels, tourist resorts, hostels etc.), tourists realised 111 455 arrivals and 333 068 overnight stays.

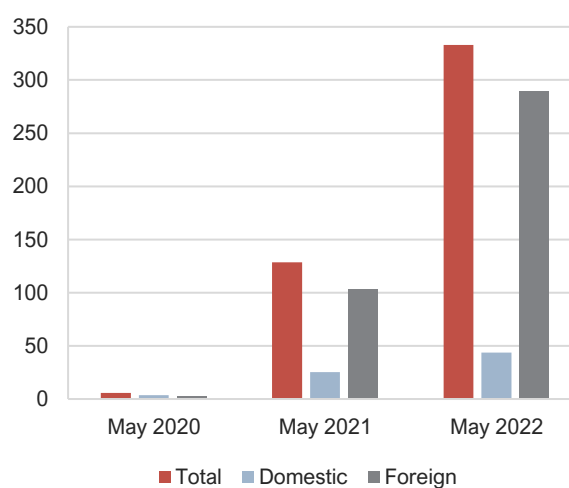
Overnight stays of foreign tourists represent 86.9% while the domestic tourists represent 13.1% of all overnight stays in collective accommodation.

Concerning the structure of overnight stays by types of resorts in May 2022 the most of them were recorded in seaside resorts (86.4%), capital (8.8%), other resorts (2.6%) and mountain resorts (2.2%).

Graph 1. Tourists arrivals, in thous.



Graph 2. Tourists overnights, in thous.



¹ Collective accommodation establishments include hotels, camping sites, tourist resorts, vacation facilities, boarding houses, motels, etc. Collective accommodation establishments do not include individual, so-called "private accommodation" (rented accommodation in houses, rooms and apartments).

Note: The data of the individual, so-called "private accommodation" (rented accommodation in houses, rooms and apartments) will be processed and published annually since 2018, according to the Annual Plan of Official Statistics.

Table 1. Tourists arrivals and overnight stays in collective accommodation by municipalities², May 2022

	Arrivals				Overnight stays			
	foreign	domestic	total	structure	foreign	domestic	total	structure
	(1)	(2)	(3)=(1)+(2)	(3) u %	(1)	(2)	(3)=(1)+(2)	(3) u %
Total	97 108	14 347	111 455	100.0	289 427	43 641	333 068	100.0
Andrijevisa	-	-	-	-	-	-	-	-
Bar	5 930	1 159	7 089	6.4	12 495	3 195	15 690	4.7
Berane	338	188	526	0.5	494	348	842	0.3
Bijelo Polje	247	106	353	0.3	770	346	1 116	0.3
Budva	39 855	5 524	45 379	40.7	136 670	12 410	149 080	44.8
Cetinje	405	1 513	1 918	1.7	689	3 033	3 722	1.1
Danilovgrad	174	20	194	0.2	285	31	316	0.1
Gusinje	-	-	-	-	-	-	-	-
Herceg Novi	13 307	2 040	15 347	13.8	51 264	16 838	68 102	20.4
Kolasin	1 872	376	2 248	2.0	2 889	869	3 758	1.1
Kotor	7 211	291	7 502	6.7	18 712	589	19 301	5.8
Mojkovac	63	6	69	0.1	63	26	89	0.0
Niksic	636	220	856	0.8	934	483	1 417	0.4
Petnjica	-	-	-	-	-	-	-	-
Plav	-	-	-	-	-	-	-	-
Pljevlja	333	101	434	0.4	447	130	577	0.2
Pluzine	-	-	-	-	-	-	-	-
Podgorica	12 445	1 484	13 929	12.5	26 730	2 667	29 397	8.8
Rozaje	49	5	54	0.0	881	36	917	0.3
Savnik	-	-	-	-	-	-	-	-
Tivat	6 622	398	7 020	6.3	15 659	745	16 404	4.9
Tuzi	-	-	-	-	-	-	-	-
Ulcinj	5 691	680	6 371	5.7	17 882	1 428	19 310	5.8
Zabljak	1 495	233	1 728	1.6	2 127	464	2 591	0.8

Table 2. Tourists arrivals and overnight stays in collective accommodation by type of place³, May 2022

	Arrivals				Overnight stays			
	foreign	domestic	total	structure	foreign	domestic	total	structure
	(1)	(2)	(3)=(1)+(2)	(3) u %	(1)	(2)	(3)=(1)+(2)	(3) u %
Total	97 108	14 347	111 455	100.0	289 427	43 641	333 068	100.0
Capital	12 445	1 484	13 929	12.5	26 730	2 667	29 397	8.8
Seaside resorts	78 616	10 092	88 708	79.6	252 682	35 205	287 887	86.4
Mountain resorts	3 437	617	4 054	3.6	5 918	1 372	7 290	2.2
Other resorts	2 610	2 154	4 764	4.3	4 097	4 397	8 494	2.6

² Due to the small number of reporting units, data for the municipalities of Andrijevisa, Gusinje, Petnjica, Plav, Pluzine, Savnik and Tuzi were not presented due to the indirect recognition of reporting units. Data confidentiality is defined in Article 54 of the Law on Official Statistics and the Official Statistical System ("Official Gazette of Montenegro", No. 018/12 of 30.03.2012, 047/19 of 12.08.2019). The data for these municipalities shall not be published until the obtaining written approvals of the reporting units as defined in Article 61 of the Law.

³ **Capital city:** Podgorica.

Seaside resorts: Bar, Budva, Kotor, Tivat, Ulcinj i Herceg Novi.

Mountain resorts: Andrijevisa, Gusinje, Kolasin, Plav, Pluzine, Rozaje, Savnik i Zabljak.

Other resorts: Berane, Bijelo Polje, Cetinje, Mojkovac, Nikšić, Petnjica, Pljevlja, Danilovgrad i Tuzi.

Table 3. Arrivals and overnight stays of foreign tourists by country of residence in collective accommodation, May 2022

Country	Arrivals	Structure, in %	Overnight stays	Structure, in %
Foreign tourists	97 108	100.0	289 427	100.0
Europe	85 623	88.2	260 360	90.0
Albania	4 945	5.1	7 571	2.6
Austria	3 277	3.4	9 965	3.4
Belgium	1 803	1.9	5 689	2.0
Belarus	99	0.1	286	0.1
Bosnia and Herzegovina	3 336	3.4	9 732	3.4
Bulgaria	568	0.6	1 258	0.4
Czech Republic	356	0.4	798	0.3
Denmark	268	0.3	928	0.3
Estonia	422	0.4	1 723	0.6
Finland	438	0.5	1 045	0.4
France	9 246	9.5	37 446	12.9
Greece	324	0.3	690	0.2
Netherlands	1 495	1.5	3 830	1.3
Croatia	2 386	2.5	5 479	1.9
Ireland	531	0.5	1 938	0.7
Iceland	213	0.2	1 487	0.5
Italy	902	0.9	2 083	0.7
Cyprus	29	0.0	93	0.0
Kosovo	6 434	6.6	13 529	4.7
Latvia	200	0.2	762	0.3
Lithuania	233	0.2	828	0.3
Luxembourg	124	0.1	410	0.1
Hungary	849	0.9	2 061	0.7
Malta	22	0.0	58	0.0
North Macedonia	1 398	1.4	2 985	1.0
Norway	469	0.5	4 402	1.5
Germany	12 281	12.6	38 398	13.3
Poland	2 486	2.6	9 571	3.3
Portugal	252	0.3	606	0.2
Romania	835	0.9	2 011	0.7
Russian Federation	2 507	2.6	7 401	2.6
Slovakia	234	0.2	403	0.1
Slovenia	1 604	1.7	3 484	1.2
Serbia	12 340	12.7	38 497	13.3
Spain	586	0.6	1 261	0.4
Switzerland (including Liechtenstein)	834	0.9	1 874	0.6
Sweden	437	0.5	1 226	0.4
Turkey	3 259	3.4	8 629	3.0
Ukraine	882	0.9	3 869	1.3
United Kingdom	6 414	6.6	25 069	8.7
Other European countries	305	0.3	985	0.3
Non-European countries	11 485	11.8	29 067	10.0
South Africa	177	0.2	773	0.3
Other African countries	200	0.2	967	0.3
Canada	406	0.4	888	0.3
USA	2 414	2.5	5 546	1.9
Other Northern American countries	81	0.1	163	0.1
Argentina	37	0.0	98	0.0
Brasil	172	0.2	405	0.1
Chile	16	0.0	25	0.0
Other Central or South American countries	282	0.3	604	0.2
China (including Hong Kong)	553	0.6	1 176	0.4
Japan	57	0.1	178	0.1
Republic of Korea	20	0.0	42	0.0
Israel	4 194	4.3	11 895	4.1
India	240	0.2	486	0.2
Azerbaijan	96	0.1	276	0.1
United Arab Emirates	146	0.2	262	0.1
Other Asian countries	838	0.9	1 863	0.6
Australia	242	0.2	640	0.2
New Zealand	62	0.1	117	0.0
Oceania and other territories	1 252	1.3	2 663	0.9

METHODOLOGICAL NOTES

Data on tourist traffic in collective accommodation (number of arrivals and overnight stays) have been collected by regular Monthly report on tourists arrivals and overnight stays in the collective accommodation establishments (form TU-11). Reports are made according to guest books which are led by reception of collective accommodation establishments (all types of hotels, vacation facilities, boarding houses, motels, tourist resorts, hostels, etc.). Collective accommodation establishments do not include individual, so-called "private accommodation" (rented accommodation in houses, rooms and apartments).

Tourist is a person who spends at least one night in an accommodation facility or some other object for accommodation of tourist, in a place other than his/her place of permanent residence for the reasons of rest or recreation, health, studies, sports, religion, family, business, public missions or meetings. Tourists do not include migrants, border workers, diplomats, member of military forces in the regular duty, refugees, etc. Tourists are not persons who stays longer than 12 consecutive months in place visited, persons engaged in some activity funded from the place of the visit, persons who regularly, daily and weekly travel to the place for work or study, migrants, border workers, diplomatic and consular representatives, refugees, displaced persons, persons in transit who do not formally enter the country, permanent residents who travel to another place with the intention to reside there permanently, people who are temporarily working in Montenegro and receive a salary for their work.

Domestic tourist is a person with permanent residence in Montenegro who temporarily resides in any place of Montenegro, and spends at least one night in accommodation facility.

Foreign tourist is a person with permanent residence outside Montenegro, who temporarily resides in any place in Montenegro, and spends at least one night in an accommodation facility.



The last published data are considered preliminary, and becomes final within the defined deadline, as forseen by the Statistical Release Calendar.

When using data please name the source:
„Data source: Statistical Office of Montenegro“

More information, as well as detailed methodological explanations can be found in the section: [Tourism](#)

Prepared by: Ivana CIMBALJEVIĆ i Željko ŽIVKOVIĆ

Department: Business Statistics, Foreign Affiliates Statistics and Structural Business Statistics Department
contact@monstat.org

Contact for media:
mediji@monstat.org 
@monstat_me 

MONSTAT – Statistical Office of Montenegro 