

RELEASE 177-2/2022

Date of publishing: 28 February 2023

Arrivals and overnight stays in collective accommodation

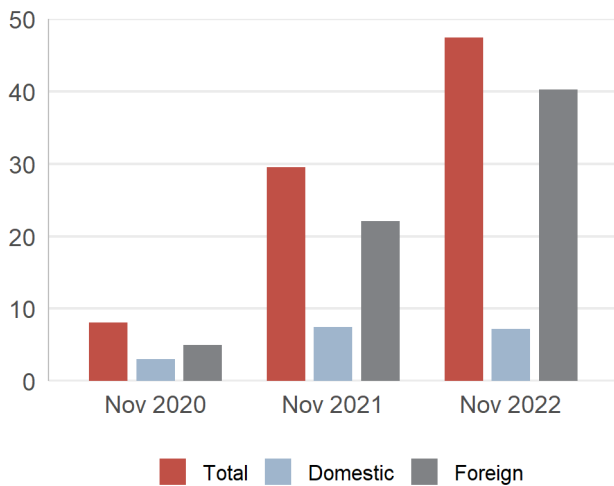
November 2022

In Montenegro in November 2022, in collective accommodation¹ (hotels, vacation facilities, boarding houses, motels, tourist resorts, hostels etc.), tourists realised 47 402 arrivals and 123 457 overnight stays.

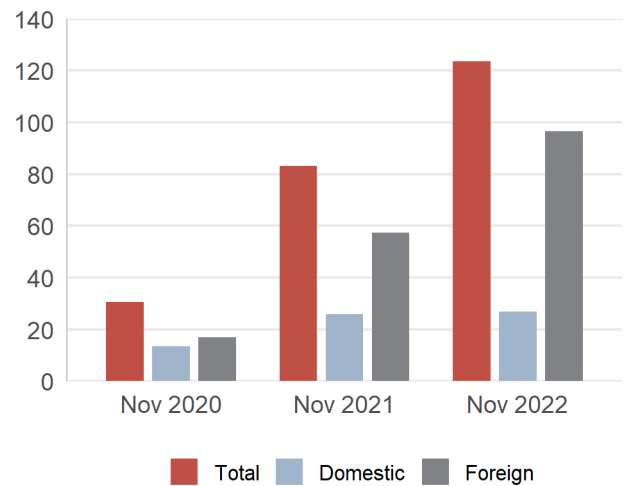
Overnight stays of foreign tourists represent 78.3% while the domestic tourists represent 21.7% of all overnight stays in collective accommodation.

Concerning the structure of overnight stays by types of resorts in November 2022 the most of them were recorded in seaside resorts (76.2%), capital (17.7%), other resorts (3.5%) and mountain resorts (2.7%).

Graph 1. Tourists arrivals, in thous.



Graph 2. Tourists overnights, in thous.



¹ Collective accommodation establishments include hotels, camping sites, tourist resorts, vacation facilities, boarding houses, motels, etc. Collective accommodation establishments do not include individual, so-called "private accommodation" (rented accommodation in houses, rooms and apartments).

Note: The data of the individual, so-called "private accommodation" (rented accommodation in houses, rooms and apartments) will be processed and published annually since 2018, according to the Annual Plan of Official Statistics.

Table 1. Tourists arrivals and overnight stays in collective accommodation by municipalities², November 2022

	Arrivals				Overnight stays			
	foreign	domestic	total	structure	foreign	domestic	total	structure
	(1)	(2)	(3)=(1)+(2)	(3) u %	(1)	(2)	(3)=(1)+(2)	(3) u %
Total	40 194	7 208	47 402	100.0	96 612	26 845	123 457	100.0
Andrijevisa	-	-	-	-	-	-	-	-
Bar	1 602	517	2 119	4.5	4 612	843	5 455	4.4
Berane	182	177	359	0.8	294	220	514	0.4
Bijelo Polje	161	77	238	0.5	408	435	843	0.7
Budva	15 257	2 010	17 267	36.4	35 824	3 353	39 177	31.7
Cetinje	40	183	223	0.5	151	195	346	0.3
Danilovgrad	45	4	49	0.1	75	6	81	0.1
Gusinje	-	-	-	-	-	-	-	-
Herceg Novi	6 938	1 418	8 356	17.6	15 961	15 889	31 850	25.8
Kolasin	968	766	1 734	3.7	1 778	1 306	3 084	2.5
Kotor	1 734	112	1 846	3.9	3 380	216	3 596	2.9
Mojkovac	43	10	53	0.1	43	31	74	0.1
Niksic	581	140	721	1.5	1 135	533	1 668	1.4
Petnjica	-	-	-	-	-	-	-	-
Plav	-	-	-	-	-	-	-	-
Pljevlja	85	114	199	0.4	175	225	400	0.3
Pluzine	-	-	-	-	-	-	-	-
Podgorica	8 871	1 206	10 077	21.3	19 133	2 677	21 810	17.7
Rozaje	38	46	84	0.2	67	95	162	0.1
Savnik	-	-	-	-	-	-	-	-
Tivat	2 159	370	2 529	5.3	5 214	683	5 897	4.8
Tuzi	-	-	-	-	-	-	-	-
Ulcinj	1 155	58	1 213	2.6	7 953	138	8 091	6.6
Zabljak	5	0	5	0.0	41	0	41	0.0

Table 2. Tourists arrivals and overnight stays in collective accommodation by type of place³, November 2022

	Arrivals				Overnight stays			
	foreign	domestic	total	structure	foreign	domestic	total	structure
	(1)	(2)	(3)=(1)+(2)	(3) u %	(1)	(2)	(3)=(1)+(2)	(3) u %
Total	40 194	7 208	47 402	100.0	96 612	26 845	123 457	100.0
Capital	8 871	1 206	10 077	21.3	19 133	2 677	21 810	17.7
Seaside resorts	28 845	4 485	33 330	70.3	72 944	21 122	94 066	76.2
Mountain resorts	1 011	812	1 823	3.8	1 886	1 401	3 287	2.7
Other resorts	1 467	705	2 172	4.6	2 649	1 645	4 294	3.5

² Due to the small number of reporting units, data for the municipalities of Andrijevisa, Gusinje, Petnjica, Plav, Pluzine, Savnik and Tuzi were not presented due to the indirect recognition of reporting units. Data confidentiality is defined in Article 54 of the Law on Official Statistics and the Official Statistical System ("Official Gazette of Montenegro", No. 018/12 of 30.03.2012, 047/19 of 12.08.2019). The data for these municipalities shall not be published until the obtaining written approvals of the reporting units as defined in Article 61 of the Law.

³ **Capital city:** Podgorica.

Seaside resorts: Bar, Budva, Kotor, Tivat, Ulcinj i Herceg Novi.

Mountain resorts: Andrijevisa, Gusinje, Kolasin, Plav, Pluzine, Rozaje, Savnik i Zabljak.

Other resorts: Berane, Bijelo Polje, Cetinje, Mojkovac, Nikšić, Petnjica, Pljevlja, Danilovgrad i Tuzi.

Table 3. Arrivals and overnight stays of foreign tourists by country of residence in collective accommodation, November 2022

Country	Arrivals	Structure, in %	Overnight stays	Structure, in %
Foreign tourists	40 194	100.0	96 612	100.0
Europe	36 973	92.0	89 939	93.1
Albania	4 799	11.9	8 244	8.5
Austria	296	0.7	528	0.5
Belgium	133	0.3	292	0.3
Belarus	73	0.2	206	0.2
Bosnia and Herzegovina	1 529	3.8	3 053	3.2
Bulgaria	203	0.5	373	0.4
Czech Republic	77	0.2	182	0.2
Denmark	86	0.2	268	0.3
Estonia	79	0.2	368	0.4
Finland	52	0.1	136	0.1
France	526	1.3	1 167	1.2
Greece	252	0.6	482	0.5
Netherlands	323	0.8	510	0.5
Croatia	1 620	4.0	3 094	3.2
Ireland	1 066	2.7	3 453	3.6
Iceland	14	0.0	42	0.0
Italy	459	1.1	946	1.0
Cyprus	15	0.0	37	0.0
Kosovo	1 179	2.9	3 378	3.5
Latvia	37	0.1	95	0.1
Lithuania	68	0.2	179	0.2
Luxembourg	17	0.0	26	0.0
Hungary	233	0.6	630	0.7
Malta	30	0.1	59	0.1
North Macedonia	648	1.6	1 276	1.3
Norway	109	0.3	287	0.3
Germany	9 113	22.7	24 385	25.2
Poland	397	1.0	1 050	1.1
Portugal	27	0.1	58	0.1
Romania	178	0.4	491	0.5
Russian Federation	2 298	5.7	6 482	6.7
Slovakia	153	0.4	265	0.3
Slovenia	525	1.3	1 171	1.2
Serbia	4 378	10.9	9 293	9.6
Spain	207	0.5	557	0.6
Switzerland (including Liechtenstein)	162	0.4	375	0.4
Sweden	103	0.3	276	0.3
Turkey	2 333	5.8	5 063	5.2
Ukraine	566	1.4	3 131	3.2
United Kingdom	2 546	6.3	7 882	8.2
Other European countries	64	0.2	149	0.2
Non-European countries	3 221	8.0	6 673	6.9
South Africa	27	0.1	75	0.1
Other African countries	81	0.2	218	0.2
Canada	91	0.2	202	0.2
USA	739	1.8	1 986	2.1
Other Northern American countries	25	0.1	78	0.1
Argentina	7	0.0	23	0.0
Brasil	39	0.1	80	0.1
Chile	-	-	-	-
Other Central or South American countries	58	0.1	167	0.2
China (including Hong Kong)	634	1.6	1 136	1.2
Japan	25	0.1	87	0.1
Republic of Korea	78	0.2	98	0.1
Israel	116	0.3	408	0.4
India	103	0.3	218	0.2
Azerbaijan	56	0.1	98	0.1
United Arab Emirates	77	0.2	148	0.2
Other Asian countries	872	2.2	1 327	1.4
Australia	103	0.3	199	0.2
New Zealand	13	0.0	26	0.0
Oceania and other territories	77	0.2	99	0.1

METHODOLOGICAL NOTES

Data on tourist traffic in collective accommodation (number of arrivals and overnight stays) have been collected by regular Monthly report on tourists arrivals and overnight stays in the collective accommodation establishments (form TU-11). Reports are made according to guest books which are led by reception of collective accommodation establishments (all types of hotels, vacation facilities, boarding houses, motels, tourist resorts, hostels, etc.). Collective accommodation establishments do not include individual, so-called "private accommodation" (rented accommodation in houses, rooms and apartments).

Tourist is a person who spends at least one night in an accommodation facility or some other object for accommodation of tourist, in a place other than his/her place of permanent residence for the reasons of rest or recreation, health, studies, sports, religion, family, business, public missions or meetings. Tourists do not include migrants, border workers, diplomats, member of military forces in the regular duty, refugees, etc. Tourists are not persons who stays longer than 12 consecutive months in place visited, persons engaged in some activity funded from the place of the visit, persons who regularly, daily and weekly travel to the place for work or study, migrants, border workers, diplomatic and consular representatives, refugees, displaced persons, persons in transit who do not formally enter the country, permanent residents who travel to another place with the intention to reside there permanently, people who are temporarily working in Montenegro and receive a salary for their work.

Domestic tourist is a person with permanent residence in Montenegro who temporarily resides in any place of Montenegro, and spends at least one night in accommodation facility.

Foreign tourist is a person with permanent residence outside Montenegro, who temporarily resides in any place in Montenegro, and spends at least one night in an accommodation facility.



The last published data are considered preliminary, and becomes final within the defined deadline, as forseen by the Statistical Release Calendar.

When using data please name the source:
„Data source: Statistical Office of Montenegro“

More information, as well as detailed methodological explanations can be found in the section: [Tourism](#)

Prepared by: Ivana CIMBALJEVIĆ i Željko ŽIVKOVIĆ

Department: Business Statistics, Foreign Affiliates Statistics and Structural **Business** Statistics Department
contact@monstat.org

Contact for media:
mediji@monstat.org 
@monstat_me 

MONSTAT – Statistical Office of Montenegro 